

# PANDIT DEENDAYAL UPADHYAYA ADARSHA MAHA VIDYALAYA, AMJONGA

Amjonga, Goalpara, Assam-783124

Ph: 9435849434, 9101187756

Email: [modelcollegeamjonga@gmail.com](mailto:modelcollegeamjonga@gmail.com)

Website: [www.pduamamjonga.ac.in](http://www.pduamamjonga.ac.in)



## FIRST CYCLE NAAC ACCREDITATION 2024


### CRITERION-I

### (CURRICULAR ASPECTS)

### Key Indicator - 1.2

### Academic flexibility

Submitted to



THE NATIONAL ASSESSMENT AND ACCREDITATION COUNCIL

Bangalore, Karnataka, India

**Metric Number-1.2.1: Number of Add on /Certificate programs offered during the last five years**

## **Certificate Course conducted by Department of Mathematics**



**PANDIT DEENDAYAL UPADHYAYA  
ADARSHA MAHAVIDYALAYA,  
AMJONGA**



**Department of Mathematics**

### **THIRTY HOURS CERTIFICATE COURSE ON FUNDAMENTAL MATHEMATICS USED IN OUR DAILY LIFE**

**Course Code: MAT-CC-01**


**5<sup>th</sup> April to 27<sup>th</sup> April 2023**

### **About the College**

The Government of Assam established Pandit Deendayal Upadhyaya Adarsha Mahavidyalaya at Amjonga in the district of Goalpara with financial support from the Rashtriya Uchchatar Shiksha Abhiyan (RUSA). The institution bears the name of Pandit Deendayal Upadhyaya, a renowned sociologist, philosopher, and prominent thinker of the nation. With a clear focus on science education that is accessible and affordable to all segments of society, the government project to construct the college aimed to deliver higher education of a quality comparable to that offered in the greatest institutions in the nation. The foundation of the college was laid on 29<sup>th</sup> October, 2014 and through continuous efforts of the Department of Higher Education and the RUSA, the institution has finally been able to open the gate for the first batch of students from the academic year 2017-18.

The institution is located in the Goalpara district's Amjonga, a charming and mesmerising little village that is about 7 kilometres from Dudhnoi, the headquarters of the Rabha Hasong Autonomous Council. The infrastructure of the college is situated on a large campus that covers 25 bighas of land. With a well-stocked library, digital classrooms, modern

  
Coordinator  
IQAC, PDUAM, Amjonga  
Goalpara-783124

  
Principal  
Pandit Deendayal Upadhyaya  
Adarsha Mahavidyalaya, Amjonga

## Assessment Procedures:

Assessment is done on the basis of Examination. Guideline of Grade system is given below:

Range of Marks in Percentage	Letters Grades	Category	Grade Point
90-100	A+	Outstanding	10
80-90	A	Excellent	9
70-80	B+	Very Good	8
60-70	B	Good	7
Below 60	C	Average	6

Page No. \_\_\_\_\_  
Date 05/04/2023

Name of Programme : Inauguration of Thirty Hours Certificate

Course on use of Fundamental Mathematics in our daily life.

Venue : Smart Classroom 2

Time : 1:00 PM


Signature of Resource Person :

- Name
1. Hari Prasad Goutam
  - 2.
  3. Dr. Md. Shabidul Islam Khan
  4. DR. BIDYUT KALITA
  5. Rajesh Kumar Das
  - 6.
  - 7.

Signature of Teacher :

1. Dr. Rupam Kalita
2. Dr. Sisir K. Raybongshi
3. Dr. Inam Ana Rahman
4. Dr. Mitale Chitla
5. Dr. Bisita Das
6. Rajesh K. Das
7. Dr. Mukul Kund
8. Debjit Rabha
9. Sabmoore Yasrien Foti
10. Dr. Sangeeta Saha
11. Dr. Upama Baruah
12. Sarah L. Phantei
13. Prasanta Saha
14. Dr. Chandralakha Debn


  
Coordinator  
IQAC, PDJAM, Amonga  
Gualpara-783124

  
Principal  
Pandit Deendayal Upadhyaya  
Adarsha Mahavidyalaya, Amonga

## Signature of students :


- |                             |                  |
|-----------------------------|------------------|
| 1. Bishal Sarkar            | 5/04/23          |
| 2. Joy Prakash Nath         | Joy Prakash Nath |
| 3. Rahul Rabha              | Rahul Rabha      |
| 4. Jintumoni Nath           | Jintumoni Nath   |
| 5. Nandita Das              | Nandita Das      |
| 6. Sumi Rabha               | Sumi Rabha       |
| 7. Nishita Sharma           | Nishita Sharma   |
| 8. Happymoni Hadung         | H. Hadung        |
| 9. Ansumoiy Boro            | Ansumoiy Boro    |
| 10. Emzamal Hussain         | Emzamal Hussain  |
| 11. Tushar Roy              | Tushar Roy       |
| 12. Chinnoy Kalita          | Chinnoy Kalita   |
| 13. Dronz Rabha             | Dronz Rabha      |
| 14. Tushar Roy              | Tushar Roy       |
| 15. Debarshi Narayan Boruah | Debarshi         |
| 16. Rupam Ray               | Rupam Ray        |
| 17. Manjit Das              | Manjit Das       |
| 18. Pallab Rabha            | Pallab Rabha     |
| 19. Hirak Jyoti Nath        | Hirak Jyoti Nath |

  
Coordinator  
IQAC, PDJAM, Amonga  
Gualpara-783124

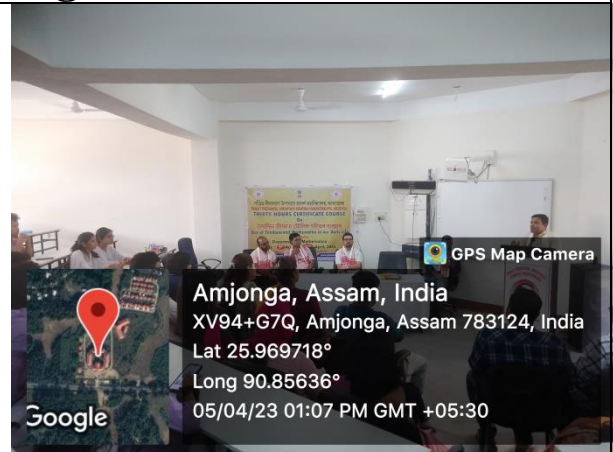
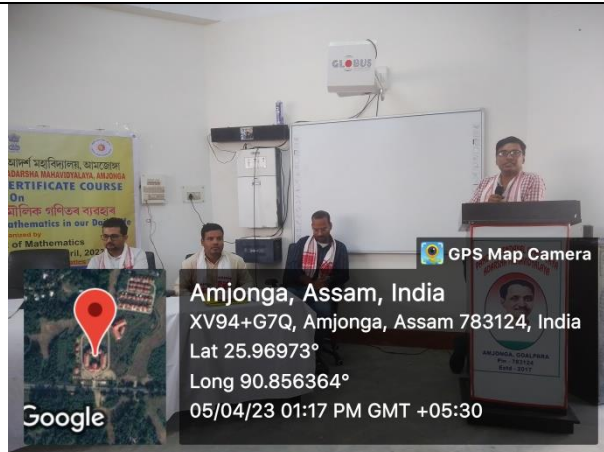
  
Principal  
Pandit Deendayal Upadhyaya  
Adarsha Mahavidyalaya, Amonga

20. Pragyajyoti Nath	Q: Nath
21. Aryan Babha	Alfa
22. Gaurav Basmatary	
23. Nilay Ra Joti Babha	Nilay
24. Bishal Ghosh	B. Ghosh
25. Jay Paul	JP
26. Debajit Nath	D. Nath
27. Samu Sarkar	S
28. Ankur Bor man	A
29. Jyoti Prasad Das	JPD
30. Kabita Gangual	Kabita
31. Shreya De Sarkar	Shreya
32. Bhanita Kalita	Bkalita
33. Pritika Chakrabarty	Pritika
34. Arbab Ali	Arbab Ali
35. Minomoy Roy	Minomoy Roy
36. Suraj Basmatary	Suraj Basmatary
37. Nipon Joti Pathak	Nipon - Joti Pathak
38. Kapil Bayan	Kapil Bayan
39. Rakensh Saha	Rakensh Saha
40. Elan Daimary	Elan Daimary
41. Ramikashyap Basmatary	Ramkashyap Basmatary
42. Bidita Patgini	Bidita Patgini
43. Demish Samma	Demish Samma
44. Nobodoi. M. Sarma	N. Sarma
45. Prabha Goswami	Prabha Goswami


  
 Coordinator  
 IOAC, PDJAM, Amjonga  
 Gopalpara-783124

  
 Principal  
 Pandit Deendayal Upadhyaya  
 Adarsha Mahavidyalaya, Amjonga

## Photos of Inauguration



  
Coordinator  
IQAC, PDUAM, Amjonga  
Goalpara-783124

  
Principal  
Pandit Deendayal Upadhyaya  
Adarsha Mahavidyalaya, Amjonga


## ATTENDANCE SHEET

Pandit Deendayal Upadhyaya Adarsha Mahavidyalaya, Amjonga

### DEPARTMENT OF MATHEMATICS

Thirty Hours Certificate Course on use of Fundamental Mathematics in our Daily Life

Date: 05.04.2023

Name of Resource Person: Dr. Md. Shahidul Islam Khan Signature: 

Topic: Number system

Sl. No.	Name of Students	Signature
1	Manjit Das.	Manjit Das.
2	Rupam Ray	Rupam Ray
3	Bishal Ghosh	Bishal Ghosh
4	Chinmay Kalita	Chinmay Kalita
5	Pallab Rakha	Pallab Rakha.
6	Hirak Jyoti Nath	Hirak Jyoti Nath.
7	Kapil Boyan	Kapil Boyan
8	Sanu Sarker	Sanu Sarker
9	Jay Paul	J Paul
10	Bishal Sarker	Bishal Sarker
11	Elan Daimary	Elan
12	Jishumonika Nath	(Nath)
13	Nipun Jyoti Pathak	Nipun Jyoti Pathak.
14	Ankur Banman.	AB.
15	Kabita Gangwal	Kabita.
16	Shreya Dey Sarker	Shreya.
17	Debarshi Nathyan Baruah	Debarshi
18	Divya Rakha	Divya Rakha
19	Jushar Roy	Jushar Roy.
20	Tushar Roy	Tushar.
21	Jyoti Prasad Das	J Das
22	Rakesh Saha	Rakesh Saha.
23	Suni Rakha	Suni Rakha
24	Happymoni Hadung	Happymoni Hadung
25	Delajit Nath.	D. Nath

- 26. Rahul Rakha
- 27. Anayan Rakha.
- 28. Emamul Hossain.
- 29. Nishita Shamma.
- 30. Ansumoy Boro
- 31. Ritumoni Banikya
- 32. Bidhu Rakha.
- 33. Prabon Goswami

Signature of HOD


Signature of IQAC

Signature of Principal

Principal,  
Pandit Deendayal Upadhyaya  
Adarsha Mahavidyalaya, Amjonga

Prabon Goswami

  
Coordinator  
IQAC, PDUAM, Amjonga  
Gopalpara-783124

  
Principal  
Pandit Deendayal Upadhyaya  
Adarsha Mahavidyalaya, Amjonga

## ATTENDANCE SHEET

Pandit Deendayal Upadhyaya Adarsha Mahavidyalaya, Amjonga





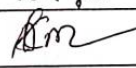

### DEPARTMENT OF MATHEMATICS

Thirty Hours Certificate Course on use of Fundamental Mathematics in our Daily Life

Date:

Name of Resource Person: Dr. Md. Shalichul Islam Khan Signature: 

Topic: Number system

Sl. No.	Name of Students	Signature
1	Nandita Das	
2	Nishita Shattoma.	
3	Ansuman Boro.	A. Boro.
4	Amzumul Hussain	Emen.
5	Udayan Rabha.	
6	Preetika Chakrabarty	Preetika Chakrabarty
7	Bhanita Kalita	B. Kalita.
8	Mohamoy Roy	Mohamoy Roy
9	Arbaj Ali	Arbaj Ali
10	Nilesh Jyoti Rabha	Nilesh
11	Pragya Jyoti Nath	Pragya
12	Sukaj Basumatary	Sukaj
13	Jyoti Prasad Das	
14	Tushar Roy	Tushar
15	Rakesh Saha	R. Saha
16	Jay Prakash Nath	Jay Prakash Nath
17	Md Eshob Jamil	Eshob Jamil
18	Bhargav Babu	Bhargav Babu
19	Rajmel Ahmed	Rajmel Ahmed
20	Tafiqul Islam	Tafiqul Islam
21	Abdul Kalam	
22	Rakesh Saha	R. Saha
23	Pritomida Khakhalary	Pritomida
24	Pitumeni Banikya	Pitumeni Banikya
25	Romik Ashuap Basumatary.	

26. Jyotika Hito Rahman

27. Anupam Kumar Nath

Signature of HOD ..

Signature of IQAC

Signature of Principal

28. Kabita Gangwal

29. Manjil Das.

30. Pallab Rabha

31. Demish Sarma


  
Kabita

Manjil Das.

Pallab Rabha

DS

  
Coordinator  
IQAC, PDUAM, Amjonga  
Gualpara-783124

  
Principal  
Pandit Deendayal Upadhyaya  
Adarsha Mahavidyalaya, Amjonga



## Photos of Classes



Page No. \_\_\_\_\_  
Date 27 04 2023


Name of Programme: Valedictory ~~ceremony~~ cum Certificate distribution ceremony of Thirty Hours Certificate Course on "Use of Fundamental Mathematics in our daily life"

Venue: Smart Classroom 2  
Time: 1:00 PM

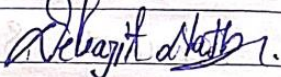

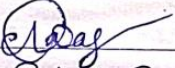
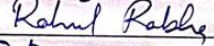








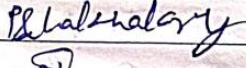


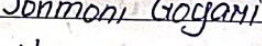
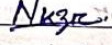
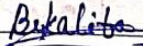

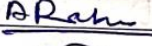


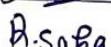





Signature of Principal/ Teachers:

- |                                  |                          |
|----------------------------------|--------------------------|
| 1. <u>Dr. Navajyoti Sarma</u>    | <u>M</u> 27/4/23         |
| 2. <u>Dr. Sangeeta Seka</u>      | <u>Sangeeta</u> 27/4/23  |
| 3. <u>Sabmoore Yeasmin Jhota</u> | <u>Saba</u> 27/4/23      |
| 4. <u>Dr. Mukul Kanti</u>        | <u>Mukul</u> 27/4/23     |
| 5. <u>Bhubijoti Das</u>          | <u>Bhubijoti</u> 27/4/23 |
| 6. <u>Hari Prasad Goudam</u>     | <u>Hari</u> 27/4/2023    |
| 7. <u>Sudipha Phukan</u>         | <u>Sudipha</u> 27/4/23   |
| 8. <u>Dr. Chandrama Sarkar</u>   | <u>Chandrama</u> 27/4/23 |
| 9. <u>Moumi Ghoshan</u>          | <u>Moumi</u> 27/4/23     |
| 10. <u>Rupam Kalita</u>          | <u>Rupam</u> 27/4/23     |
| 11. <u>Debasmita Barua</u>       | <u>Debasmita</u> 27/4/23 |
| 12. <u>Dr. Prasad J. Dewari</u>  | <u>Prasad</u> 27/4/23    |
| 13. <u>Rajesh Kumar Das</u>      | <u>Rajesh</u> 27/4/23    |

  
**Coordinator**  
 IQAC, PDJAM, Amjonga  
 Goalpara-783124


  
**Principal**  
 Pandit Deendayal Upadhyaya  
 Adarsha Mahavidyalaya, Amjonga

## Signature of Students :

1. Debasit Nath 
2. Jonmoni Barikya 
3. Nandita Das 
4. Rahul Rabhe 
5. Gan Daimary 
6. Bisal Sarkar 
7. Abhisit Saha 
8. Nilon Jyoti Patra 
9. Rahul Nath 
10. Paimala Basumatary 
11. Milton Der Nath 
12. Nishita Basumatary 
13. Pritimida khakhalary 
14. Nishida Sharma 
15. Nandini Ray 
16. Jonmoni Gogami 
17. Nayami Urang 
18. Bhanita kalita 
19. Pritika chakrabarty 
20. Anim Ch Rabhe 
21. Pragyajyoti Nath 
22. Jyoti Prasad Das 
23. Ranesh B Saha 
24. Anku Borman 
25. Joy Paul 
26. Jintumoni Nath 
27. Joy Prakash Nath 
28. Ranilashyap Basumatary 

16/05/23

  
Coordinator  
IOAC, PDUAM, Amonga  
Gopalpara-783124

  
Principal  
Pandit Deendayal Upadhyaya  
Adarsha Mahavidyalaya, Amjonga

29. Jyotika Jitu Rahman	Jyotika Jitu Rahman
30. Anupam Kumar Nath	Anupam
31. Noboda M. Sengma	N. Seng
32. Prabha Goswami	Prabha Goswami
33. Bittu Babji	Bittu Babji
34. Demish Sarma	Dem
35. Pallab Rabha	Pallab Rabha
36. Shruya Deo Sarkar	Shruya
37. Manjit Das	Manjit Das
38. Rupam Ray	Rupam Ray
39. Goorab Ahmed	G
40. Tushar Ray	T Ray
41. Divya Rakha	Divya Rakha
42. Debarshi Narayan Baruah	Debarshi Narayan Baruah
43. Tushar Ray	Tushar Ray
44. Chinmay Kalita	Chinmay Kalita
45. Hirak Jyoti Nath	Hirak Jyoti Nath



- a. Length of x-axis  
 b. distance of the point (x, y) from the origin  
 c. Length of y-axis  
 d. None of these
15. The smallest unit in measurement of land is
- a. Bigha                       b. Kata                       c. Lesa                       d. none of these
16. If length and width of a land are 100 ft and 40 ft, then area of land in Kata and Lesa is
- a. 1 Kata 7.77 Lesa  
 b. 1 Kata 7 Lesa  
 c. 1 Kata 9 Lesa  
 d. 5 Kata 7 Lesa
17. The popular unit in measurement of Sand is
- a. Cm                       b. Km                       c. Kb                       d. Gb
18. 1 Tola gold is equal to
- a. 11600 mg                       b. 11500 mg                       c. 11664 mg                       d. 10000 mg
19. 1 Kb wood is equal to
- a. 144  $ft^2$ .inch                       b. 64  $ft^2$ .inch                       c. 100  $ft^2$ .inch                       d. 72  $ft^2$ .inch
20.  $\int_0^1 x^2 dx$  is equal to
- a.  $\frac{1}{3}$                        b.  $\frac{1}{4}$                        c.  $\frac{1}{2}$                        d.  $\frac{1}{5}$

Name of the Student: Nandita Das

  
 26.04.2023  
 Signature of Invigilator

Date: 26-04-2023

#####

## Model Certificate



**পণ্ডিত দীনদয়াল উপাধ্যায় আদর্শ মহাবিদ্যালয়, আমজোঙ্গা**  
**PANDIT DEENDAYAL UPADHYAYA ADARSHA MAHAVIDYALAYA, AMJONGA**  
(Affiliated to Gauhati University)  
P.O. Amjonga, Dist. Goalpara, Assam  
Website : pduamamjonga.ac.in :: Email : pduamamjonga@gmail.com

**Thirty Hours Certificate Course**  
**On Use of Fundamental Mathematics in Daily life**

**Certificate of Participation**


*This is to certify that .....Joy.....Paul.....(Grade: A<sup>+</sup>)... a student of Department of .Physics..... of B.Sc. 2<sup>nd</sup>... Semester, Pandit Deendayal Upadhyaya Adarsha Mahavidyalaya, Amjonga has actively participated in the Thirty Hours Certificate Course on "Use of Fundamental Mathematics in Daily life", from 5<sup>th</sup> April to 27<sup>th</sup> April, 2023, organized by Department of Mathematics, Pandit Deendayal Upadhyaya Adarsha Mahavidyalaya, Amjonga.*

 (Dr. Md. Shahidul I. Khan) Course Coordinator PDUAM, Amjonga, Goalpara	 (Dr. Sudipta Phukan) Coordinator, IQAC PDUAM, Amjonga, Goalpara	 (Dr. Navjyoti Sarmah) Principal PDUAM, Amjonga, Goalpara
---	--	---

## Photos of Valedictory cum Certificate Distribution Ceremony




  
Coordinator  
IQAC, PDUAM, Amjonga  
Goalpara-783124

  
Principal  
Pandit Deendayal Upadhyaya  
Adarsha Mahavidyalaya, Amjonga



  
Coordinator  
IQAC, PDUAM, Amjonga  
Gopalpara-783124

  
Principal  
Pandit Deendayal Upadhyaya  
Adarsha Mahavidyalaya, Amjonga

# Certificate Course conducted by Department of Computer Science

## Certificate Course in Computer Applications

(Duration: 30 Hours)

Department of Computer Science, PDUAM, Amjonga

### Syllabus/ Curriculum:-

**Introduction of Computer:** What is Computer, Applications of Computer, Types of Computer, Generations of computer, Architecture of Computer, Components of Computer System, Central Processing Unit (CPU), Keyboard and Mouse, Other input: tablet, touchpad, scanner, trackball; output Devices: printer, monitor, plotter, Computer Memory (primary and secondary), storage unit, Classification of Computer memory, Concepts of Hardware and Software (system software, application software); Number system: binary, octal, hexa, conversion of number system. (3 hours)


**Introduction to Operating System:** Types of Software, System software, What is Operating System?, Importance, Types of OS, Ms-window: Viewing of File, Folders and Directories, Creating and Renaming of files and folders. View the contents of a directory, Create and delete directories, Copy files, Rename files, Delete files, Linux OS: Basic Commands, title change. (3 hours)

**MS Word:** Features of word processor, MS- Word: Document preparation using word processing software: Purpose and characterisation of documents, Word Processing Basics, Menu Bar, Using The Help, Using The Icons Below Menu Bar, Opening and closing Documents, Opening Documents, Save and Save as, Page Setup, Print Preview, Printing of Documents, Text Creation and manipulation, Document Creation, Editing Text, Text Selection, Cut, Copy and Paste, Spell check, Formatting the Text, Font and Size selection, Alignment of Text, Paragraph Indenting, Bullets and Numbering, Changing case, Wrap, Page Setting, Find and replace, Header and footer, Border and shading, background colour, bullets and numbering, table formulation, paragraph and page layout, alignment and justification, charts, Table Manipulation, Draw Table, Changing cell width and height, Alignment of Text in cell, Delete / Insertion of row and column, Border and shading, Formatting of text; Printing of word document, graphs, diagrams, mail merge, Using Smart Art, Using Word Art. (7 hours)

**MS PowerPoint:** Basics Opening A PowerPoint Presentation, Saving A Presentation, Creation of Presentation, Creating a Presentation Using a Template, Creating a Blank Presentation, Entering and Editing Text, Inserting And Deleting, Slides in a Presentation, Preparation of Slides, Inserting Word Table or An Excel Worksheet, Adding Clip Art Pictures, Inserting Table, inserting audio and video, Using Smart Art, Inserting Other Objects, Resizing and Scaling an Object, Presentation of Slides, Viewing A Presentation, Choosing a Set Up for Presentation, Printing Slides And Handouts, Slide Show, Running a Slide Show, Transition and Slide Timings, Automating a Slide Show, Taking printouts of presentation. (6 hours)

**MS EXCEL:** Concept of Spreadsheet: Create Worksheets and Workbooks, Create a workbook, Copy and move a worksheet, Search for data within a workbook, Change worksheet tab colour, Rename a worksheet, Change worksheet order, Insert and delete columns or rows, Change workbook themes, Adjust row height and column width, Insert headers and footers, Display formulas, Data Validation, Create custom number formats, Configure data validation, Create custom conditional formatting, Create Tables, Create and Manage Tables, Create an Excel table from a cell range, Convert a table to a cell range, Add or remove table rows and columns, Manage Table Styles and Options, Apply styles to tables, Configure table style options, Insert total rows, Filter and Sort a Table, Filter records, Sort data by multiple columns, Change sort order, Perform

  
Coordinator  
IQAC, PDUAM, Amjonga  
Gopalpara-783124

  
Principal  
Pandit Deendayal Upadhyaya  
Adarsha Mahavidyalaya, Amjonga



Operations with Formulas and Functions, Summarize Data by using Functions, Insert references, Perform calculations by using the SUM function, Perform calculations by using MIN and MAX functions, Perform calculations by using the COUNT function, Perform calculations by using the AVERAGE function, Format text by using UPPER, LOWER, and PROPER functions, Format text by using the CONCATENATE function, Create Charts and Objects: Create Charts, Create a new chart, Format Charts, Resize charts, Add and modify chart elements, Apply chart layouts and styles, Move charts to a chart sheet, Insert text boxes and shapes, Insert images. (7-hours)

**Basic of Networking & Internet:** Concept of networking, LAN, MAN, WAN; Network Topology, Concept of Internet; Applications of Internet; connecting to internet; What is ISP; Knowing the Internet; Basics of internet connectivity related troubleshooting, World Wide Web; Web Browsing software, Search Engines; Overview of Internet Browsers, Understanding URL; Domain name; IP Address; http, Basics of electronic mail; Getting an email account; Sending and receiving emails; Accessing sent emails. (4-hours)


### Assessment Procedure:


- Assessment is based on attendance during the term and an examination on completion of course. Appreciation certificates along with medals are provided to top three students in batch.
- 70% attendance is compulsory; certificate will not be given to students whose attendance is less than 70%.

### Learning Outcomes:-


The Computer Application Programme has been designed with a year wise approach in mind. The course provides knowledge of basic computer through a variety of applications. After completion of this course a student will be able to:

1. Efficiently use Office Automation Tools like word processors, spreadsheets and presentation tools.
2. Use multimedia authoring tools to design small applications using sound, audio, and video/animation.
3. Develop simple websites using HTML.
4. Develop and implement a simple project based on case studies.

  
HOD, Computer Science

  
Principal  
Pandit Deendayal Upadhyaya  
Adarsha Mahavidyalaya, Amjonga


  
Coordinator  
IQAC, PDUAM, Amjonga  
Gwalpara-783124

  
Principal  
Pandit Deendayal Upadhyaya  
Adarsha Mahavidyalaya, Amjonga


## Photos of Inauguration



## Photos of Classes



  
Coordinator  
IQAC, PDUAM, Amjonga  
Goalpara-783124

  
Principal  
Pandit Deendayal Upadhyaya  
Adarsha Mahavidyalaya, Amjonga


## Model Certificate



## Photos of Valedictory cum Certificate Distribution Ceremony



  
Coordinator  
IQAC, PDUAM, Amjonga  
Goalpara-783124

  
Principal  
Pandit Deendayal Upadhyaya  
Adarsha Mahavidyalaya, Amjonga

# Certificate Course conducted by Department of English



PANDIT DEENDAYAL UPADHYAYA  
ADARSHA MAHAVIDYALAYA,  
AMJONGA



## DEPARTMENT OF ENGLISH

*Thirty Hours Certificate Course*


IN

## SPOKEN ENGLISH & COMMUNICATION SKILLS

*Duration:*

18.04.2023 to 03.05.2023

  
Coordinator  
IQAC, PDUAM, Amjonga  
Goalpara-783124

  
Principal  
Pandit Deendayal Upadhyaya  
Adarsha Mahavidyalaya, Amjonga

### **Introduction:**

In the recent time, skill-based education is of utmost importance for students. Learning and acquiring the knowledge of English in everyday life has become a basic need for everybody. English plays a pivotal role in each and every sphere, apart from academic or educational institutions, courses and subject modules. By looking at the global significance of the language, the Department of English, PDUAM, Amjonga designs the Certificate Course in "Spoken English and Communication Skills" for the overall growth and benefit of the students. The four language skills listening, speaking, reading and writing are emphasized with the stress on accent, rhythm of speech and correct usage of the language. Active and participatory involvement of the learners are desirable for a fruitful outcome.

### **Objectives of the Course:**

- To enable the learners to understand the basic concepts of Spoken English with phonetics, pronunciation and accents.
- To acquaint the students with correct grammar and composition while using the language.
- To help students to write English correctly for various academic and creative purposes.
- To groom the learners with the techniques of conversations in real life situations, facing interviews, public speaking etc.

### **Course Module: (Total Marks-40, Credit-4)**

#### **Unit 1: Introduction to Spoken English**

- Concepts, functions, usage and social relevance
- Correct application of the language
- Phonetics, pronunciation and accents
- Importance of English language in Indian/global context.

#### **Unit 2: Basics of Grammar and Vocabulary**

- Parts of speech
- Structures of sentences such as statements, interrogative, exclamatory
- Usages of verb, preposition, voice change, articles, determiners, narration


#### **Unit 3: Writing Skills and Creative Writing**

- Writing correct English
- Applications, articles, report writing
- Factual and fictional description
- Creative writings such as poems, stories, magazine, newspaper
- Blog and content writing

#### **Unit 4: Conversation in English**

- Situation based conversations
- Group discussions
- Practice sessions as news reader, anchor, public speaking
- How to face job interviews

  
Coordinator  
IQAC, PDUAM, Amjonga  
Gwalpara-783124

  
Principal  
Pandit Deendayal Upadhyaya  
Adarsha Mahavidyalaya, Amjonga

**Assessment:**

On the last day of the Course, an Assessment will be made based on a practical test of 10 marks. The students will be given some situational exercises. Here the focus is on their pronunciation, accent, rhythm of speech as well as correct grammatical usage and writing skills. Participants, after successful completion of the entire course will be awarded with the certificate of excellence.

**Intake capacity:** The intake capacity is of 60 students.

**Recommended Reading:**

1. Bell, Julia and Paul Magrs. *The Creative Writing Coursebook*, Pan Macmillan, 2016.
2. Gangal, J.K. *A Practical Course in Spoken English*. Media Matics, 2012
3. Gupta, Deepali. *Spoken English Made Easy*. Indra Publishing House, 2008.
4. Masaldan, K. N. *A Handbook of Spoken English*. New Light Publishers, 2016.
5. Murphy, Raymond. *English Grammar in Use*. Cambridge University Press, 1985.

**Course Advisor:**


Dr. Nava Jyoti Sarmah  
Principal, PDUAM, Amjonga

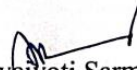
**Course Coordinator:**

Dr Sudipta Phukan  
Assistant Professor & HoD, Dept. of English  
Email id- sudipta.phukan@gmail.com  
Ph. No.- 8638839245


**Assistant Coordinator:**

Sarah L. Pulamte  
Assistant Professor, Dept. of English  
Email id- sarahpulamte56@gmail.com  
Ph. No.- 9678335785

  
Dr. Sudipta Phukan  
HoD, English  
PDUAM, Amjonga

  
Dr. Navajyoti Sarmah  
Principal  
PDUAM, Amjonga  
Principal  
Pandit Deendayal Upadhyaya  
Adarsha Mahavidyalaya

  
Coordinator  
IOAC, PDUAM, Amjonga  
Gopalpara-783124

  
Principal  
Pandit Deendayal Upadhyaya  
Adarsha Mahavidyalaya, Amjonga


**Thirty Hours Certificate Course  
in  
Spoken English and Communication Skills**


**Department of English, PDUAM, Amjonga**

**Daily Class Schedule**


**Time: 12.00 p.m.- 2.30 p.m.**

Day	Date	Topic	Resource Person with Designation
1	18.04.2023	Introduction to Spoken English	Dr. Mridusmita Mahanta, Associate Professor, Dept. of English, Sonapur College, Sonapur
2	19.04.2023	Introduction to Creative Writing	Ms. Gunjana Dey, Assistant Professor, Dept. of English, Guwahati College, Guwahati
3	20.04.2023	Importance of English language in Indian/global context	Miss Sarah L. Pulamte, Assistant Professor, Dept. of English, PDUAM, Amjonga
4	21.04.2023	Structures of sentences such as statements, interrogative, exclamatory	Dr. Sudipta Phukan, Assistant Professor & Hod, Dept. of English, PDUAM, Amjonga
5	24.04.2023	Factual and fictional description	Miss Sarah L. Pulamte, Assistant Professor, Dept. of English, PDUAM, Amjonga
6	25.04.2023	Phonetics, Pronunciation and Accent in English	Dr. Anup Kr. Deka, Assistant Professor & HoD, Dept. of English, KHS College, Guwahati
7	26.04.2023	How to face job interviews	Miss Sarah L. Pulamte, Assistant Professor, Dept. of English, PDUAM, Amjonga
8	27.04.2023	Usage of Correct Grammar, vocabulary in Writing English	Dr. Sudipta Phukan, Assistant Professor & Hod, Dept. of English, PDUAM, Amjonga
9	28.04.2023	Situation based Conversations	Miss Sarah L. Pulamte, Assistant Professor, Dept. of English, PDUAM, Amjonga
10	29.04.2023	Creative writings: poems, stories, magazine, newspaper articles	Dr. Sudipta Phukan, Assistant Professor & Hod, Dept. of English, PDUAM, Amjonga
11	02.05.2023	Practice session on Group Discussion	-Do-
12	03.05.2023	Practice sessions as news reader, anchor, public speaking	Miss Sarah L. Pulamte, Assistant Professor, Dept. of English, PDUAM, Amjonga

  
Dr. Sudipta Phukan  
HoD, English  
PDUAM, Amjonga

  
Dr. Navajyoti Sarmah  
Principal  
PDUAM, Amjonga  
Principal  
Pandit Deendayal Upadhyaya

  
Coordinator  
IOAC, PDUAM, Amjonga  
Gualpara-783124

  
Principal  
Pandit Deendayal Upadhyaya  
Adarsha Mahavidyalaya, Amjonga

## Certificate Course in Spoken English and Communication Skills


Department of English

PDUAM, Amjonga

Date: 18.04.2023

Sl No	Name of the Students	Signature
1 -	SNEHA HAZOWARY	Sneha Hazowary
2 -	RISHAB KUMAR THAKUR	Rishab Kr Thakur
3 -	NAYAMI URANG	Nayami Urang
4 -	RUMI RABHA	Rumi Rabha.
5 -	NIRMAL PAUL	Nirmal Paul.
6 -	BHANITA KALITA	Bhanita Kalita
7 -	THUNUMONI TULSIARY	Thunumoni Tulsary
8 -	SUHANA RABHA	Suhana Rabha
9 -	RUMA RABHA	Ruma Rabha
10 -	PANKAJ DAS	Pankaj Das
11 -	BIKASH RAY	Bikash Ray.
12 -	MIKKASAL B. SANGMA	Mikkasal B. Sangma
13 -	AMIT KHAKHALARY	Amit khakhalary
14 -	JAGODISH BASUMATARY	Jagodish Basumatary.
15 -	ABHIJIT SAHA	Abhijit Saha
16 -	BISHAL SARKAR	Bishal Sarkar
17 -	ASIM CH. RABHA	Asim ch. Rabha
18 -	PRITIKA CHAKRABARTY	Pritika chakrabarty
19 -	NANDITA DAS	Nandita Das
20 -	JONMONI GOYARI	Jonmoni Goyani
21 -	NANDINI RAY	Nandini Ray
22 -	USHADEVI DAIMARY	Ushadevi Daimary
23 -	BHUMITRI RABHA	Bhumitri Rabha
24 -	HITRISHNA KHAKHALARY	Hitrishna khakhalary.
25 -	JONMANI KHAKHALARY	Jonmani khakhalary
26 -	PARINITA RABHA	Parinita Rabha
27 -	SAMARJYOTI RABHA	Samarjyoti Rabha


  
Coordinator  
IOAC, PDUAM, Amjonga  
Gopalpara-783124

  
Principal  
Pandit Deendayal Upadhyaya  
Adarsha Mahavidyalaya, Amjonga



28	RITUMONI BANIKYA	
29	JAGAJIT RABHA	Jagajit Rabha
30	JOY PRAKASH NATH	Joy Prakash Nath
31	LISHA SARMA	Lisha Sarma
32	PAPARI MEDHI	Papari Medhi
33	RITUPAL DAS	Ritupal Das
34	HEENA KHATUN	Heena Khatun
35	PRIYA MAJUMDER	Priya Majumdar
36	MRINMAYEE RAY	Mrimmayee Ray
37	NITYANANDA DAIMARY	Nityananda Daimary
38	SANDIP BORO	Sandip Boro
39	HRIDAY RABHA	Hriday Rabha
40	BHANITA BRAHMA	Bhanita Brahma
<del>41</del>	<del>SHAPNA NEOGI</del>	
42	PRAGYAJYOTI NATH	Pragyajyoti Nath
43	SUMAN DIP KHAKHALARY	Suman dip Khakhalary
<del>44</del>	<del>TANUSRI SARKAR</del>	Tanusri Sarkar
45	KIRITI PRIYA RAY	Kiriti Priya Ray
46	PRANAMI BANAI	Pranami Banai
47	PRIYANKA BARCHUNG	Priyanka Barchung

  
 Coordinator  
 IOAC, PDJAM, Amjonga  
 Gualpara-783124

  
 Principal  
 Pandit Deendayal Upadhyaya  
 Adarsha Mahavidyalaya, Amjonga

## Photos of Inauguration



Goalpara, AS, India  
 Dudhnai, Goalpara, 783134, AS, India  
 Lat 25.969915, Long 90.856095  
 04/18/2023 12:43 PM GMT+05:30  
 Note : Captured by GPS Map Camera




Goalpara, AS, India  
 NH 17, Dudhnai, Goalpara, 783134, AS,  
 India  
 Lat 25.969588, Long 90.856357  
 04/18/2023 12:26 PM GMT+05:30  
 Note : Captured by GPS Map Camera

## Photos of Classes




Goalpara, AS, India  
 Dudhnai, Goalpara, 783134, AS, India  
 Lat 25.969718, Long 90.856396  
 04/19/2023 12:26 PM GMT+05:30  
 Note : Captured by GPS Map Camera



Goalpara, AS, India  
 NH 17, Dudhnai, Goalpara, 783134, AS,  
 India  
 Lat 25.969587, Long 90.856357  
 04/19/2023 12:37 PM GMT+05:30  
 Note : Captured by GPS Map Camera

  
 Coordinator  
 IQAC, PDUAM, Amjonga  
 Goalpara-783124

  
 Principal  
 Pandit Deendayal Upadhyaya  
 Adarsha Mahavidyalaya, Amjonga

# Question Paper for Assessment

Thirty Hours Certificate Course  
in  
Spoken English and Communication Skills, 2023  
Department of English, PDUAM, Amjonga

## ASSESSMENT TEST

Time: 30 minutes

Full Marks: 10

Name of the Student: JAGAJIT RABHA

Class/ Semester: 4<sup>th</sup> Semester

Date: 03/05/2023

1. Choose the appropriate linking expressions from the following list to complete the paragraph.  $\frac{1}{2} \times 5 = 2.5$

the other reason

though

one reason


because

however

A bright student in school, Shweta Rishi was ready to take the world. however when she moved from her hometown, Meerut, to the dynamic environment of Delhi for graduation, things changed. Her confidence was shaken, because her fellow students seemed smarter and more intelligent than her owing to the exposure they got from living in a metro city.

One day, while browsing Facebook, Shweta came across an advertisement of an online internship platform. though the concept was foreign to her, she thought she would apply for it for two reasons. One reason was that this was her chance to get acquainted with the corporate world. the other reason was that she would gain some exposure, which her classmates seemed to have in plenty. It took her three years, some webinars and a couple of internships to transition from a scared small-town girl to a confident and popular one.

  
Coordinator  
IQAC, PDUAM, Amjonga  
Gopalpara-783124

  
Principal  
Pandit Deendayal Upadhyaya  
Adarsha Mahavidyalaya, Amjonga

2. Fill in the blanks with *a, an, the, or no article*:

$\frac{1}{2} \times 5 = 2.5$

- a) This book reads well but the one I just finished reading was very boring.
- b) We are going on a holiday to Hawaii. I hope going to the seaside is safe.
- c) I am looking forward to seeing X France.
- d) I am going to an exhibition of photographs taken a hundred years ago.
- e) The windows are made of glass, while the doors are made of wood.

2.5

3. Give oral presentation on any of the following:

5

- a. India of your dream
- b. Your favourite travel destination
- c. Tourism in Assam
- d. Artificial Intelligence

For Office Use:

Marks Received:

WRITTEN: 05

ORAL: 04

TOTAL: 09

## Model Certificate




*[Signature]*  
Coordinator  
IQAC, PDUAM, Amjonga  
Goalpara-783124

*[Signature]*  
Principal  
Pandit Deendayal Upadhyaya  
Adarsha Mahavidyalaya, Amjonga

# Photos of Valedictory cum Certificate Distribution Ceremony



  
Coordinator  
IQAC, PDUAM, Amjonga  
Goalpara-783124

  
Principal  
Pandit Deendayal Upadhyaya  
Adarsha Mahavidyalaya, Amjonga

**Certificate Course conducted by Department of Physics**


# Certificate Course on ICT Tools

By

Department of Physics

Pandit Deendayal Upadhyaya Adarsha Mahavidyalaya  
Amjonga , Goalpara

  
Coordinator  
IQAC, PDUAM, Amjonga  
Goalpara-783124

  
Principal  
Pandit Deendayal Upadhyaya  
Adarsha Mahavidyalaya, Amjonga

# Course Design


Paper: Theory and Practical

## Course Goal-

1. This Course is designed to encourage students to higher level thinking and creativity through ICT.
2. This Course delivers students with a learning experience in instructional technology.
3. It will promote computer-based education resources.

**Course Outcomes-** On successful completion of this course students will have the knowledge and skill to create, edit and share documents using Google Drive. Students will learn to create PowerPoint slides, Excel sheets, google forms and their applications. Students will get the knowledge of creating and editing videos through OBS, Screen-o-cast metric and Open Shot software. Students will be able to design slides presentation and poster for education and business purpose. Participants will be able to create an online classroom and can upload videos/ study materials etc. Participants can collect assignments in online mode from their students and can evaluate these. Participants will understand the features of video conferencing and its application and they will be able to share their slides/screens for presentation after the completion of the course. Participants will also learn to arrange a video meeting successfully.

  
Coordinator  
IQAC, PDUAM, Amjonga  
Gopalpara-783124

  
Principal  
Pandit Deendayal Upadhyaya  
Adarsha Mahavidyalaya, Amjonga

# Syllabus

Paper : Theory +Practical

20+30=50 Marks

**UNIT 1: Google Docs, Google slides, Google sheets and Google forms. 6 hour**

Docs: Basic of Google drive, Google docs start page, use of templates gallery, collaboration using Google docs. Slides: Basic of PowerPoint design, use of templates gallery, poster design, etc. Sheets: Basics of excel sheets, data sorting and filter, use of formulae, etc. Form: Basics of Google form. Creating different types of response option, e.g., radio button, short answer, multiple choices, etc. Sharing and receiving of Google forms.

**UNIT 2: Video creating and editing software for online classes. 6 hour**

OBS (Open Broadcaster Software): Introduction, How to Install OBS In Laptop/Desktop, Use of OBS software for Video recording and live streaming. Screen-o-cast Metic: Introduction, Use of this software to record Desktop/Laptop screen for video recording classes. Open Shot Video Editor: Introduction, Installation of this software in Laptop/Desktop. Use this software to edit and compile videos.


**Unit 3: Canva and Prezi for Education 6 hour**

Introduction to Canva, Difference between Photoshop and Canva, Creating and Finalizing presentation in Canva, Creating Mobile presentation, Creating Logo and Brand identity, designing infographic, designing poster, Designing Facebook Cover, Mind map. Introduction to Prezi. Designing presentation and Poster in Prezi.

**Unit 4: Microsoft Power Point and Google Slide 3 hour**

Introduction to Power point. Designing presentation and Poster in Power point. Introduction google slide. Designing presentation in google slide.

  
Coordinator  
IQAC, PDUAM, Amonga  
Gopalpara-783124

  
Principal  
Pandit Deendayal Upadhyaya  
Adarsha Mahavidyalaya, Amjonga



### Unit 5: Blended learning and Google Classroom

3 hour

Idea of blended learning, blended learning platform, Google classroom, instructions to create a classroom, add people, upload and download of study materials, Quiz, assignment etc

### Unit 6: Virtual platforms for video conferencing

6 hour


Idea of video and audio Conference, virtual platforms for video conferencing,


Google Meet: Introduction and application (instruction to join, share screen, present, invite guest arrange and schedule a meet)

ZOOM: Introduction and application (instructions to join, share screen, present, invite guest, arrange and schedule a meet)


### Assessment Guide

Range of Marks in Percentage	Letter Grades	Category	Grade point
90-100	A+	Outstanding	10
80-90	A	Excellent	09
70-80	B+	Very Good	08
60-70	B	Good	07
Below 60	C	Average	06

  
1. Dr. Rupam Kalita  
Course Coordinator and HoD, Physics  
Amjonga

  
2. Dr. Navajyoti Sarma  
Principal, PDUAM  
Principal  
Pandit Deendayal Upadhyaya  
Adarsha Mahavidyalaya, Amjonga

  
Coordinator  
IOAC, PDUAM, Amjonga  
Gopalpara-783124


  
Principal  
Pandit Deendayal Upadhyaya  
Adarsha Mahavidyalaya, Amjonga

## Inauguration


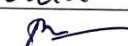



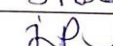




15/6/23

Certificate Course on ICT tool -  
organised by Department of Physio -


- Agenda -
- (i) Speech by HOD, Physio -
  - (ii) Speech by Principal, PDUAM.
  - (iii) Importance of Certificate Course explained by  
Dr. Kshipod Saonya

  
15/6/23

Following people are present -

- |                             |   |
|-----------------------------|---|
| (i) Hari Prasad Goutam      |  |
| (ii) Ramesh Kalita          |   |
| (iii)                       |   |
| (iv)                        |   |
| (v) Jindumoni Nath          |   |
| (vi) Elan Daimary           |   |
| (vii) Nandita Das           |   |
| (viii) Bhargav Rabha        | Bhargav Rabha   |
| (ix) Joy Paul               |   |
| (x) Debarshi Narayan Baruah | Debarshi  |
| (xi) Shikharjyoti Barua     | Shikharjyoti  |
| (xii) Tushar Ray            |  |
| (xiii) Chinmay Kalita       |  |
| (xiv) Tushar Paul           |  |
| (xv) Bishal Sarikar         |  |
| (xvi) Khairan K. Medhi      | Khairan   |

  
Coordinator  
IQAC, PDUAM, Amjonga  
Gualpara-783124

  
Principal  
Pandit Deendayal Upadhyaya  
Adarsha Mahavidyalaya, Amjonga

## Photos of Inauguration



Pandit Deendayal Upadhyaya  
Adarsha Mahavidyalaya,  
Amjonga

**PANDIT DEENDAYAL UPADHYAYA ADARSHA MAHAVIDYALAYA, AMJONGA**

P.O.: Amjonga, Dist.: Goalpara, ASSAM-783124

Website: [www.pduamamjonga.ac.in](http://www.pduamamjonga.ac.in)

E mail: [modelcollegeamjonga@gmail.com](mailto:modelcollegeamjonga@gmail.com)

CERTIFICATE COURSE ON ICT TOOLS  
ORGANIZED BY DEPARTMENT OF PHYSICS

Topic: *Canva*

Date: *15/6/23*

SI No.	STUDENT NAME	CLASS	SIGNATURE
	<i>Debarshi Narayan Baruah</i>		<i>Debarshi N. Baruah</i>
	<i>Jintumoni Nath</i>		<i>[Signature]</i>
	<i>Tushar Roy</i>		<i>Tushar Roy</i>
	<i>Elan Daimary</i>		<i>[Signature]</i>
	<i>Nandita Das</i>		<i>[Signature]</i>
	<i>Chinnoy Kalita</i>		<i>Chinnoy Kalita</i>
	<i>Joti Patel</i>		<i>JP</i>
	<i>Khuruj ka Rabha</i>		<i>Khuruj ka Rabha</i>
	<i>Bibha Sarkar</i>		<i>[Signature]</i>
	<i>Tushar Roy</i>		<i>Tushar Roy</i>
	<i>Bhargav Rabha</i>		<i>Bhargav Rabha</i>

*[Signature]*  
*15/6/23*  
Hod, Department of Physics

*[Signature]*  
*15/6/23*  
Resource Person

*[Signature]*  
Coordinator  
IQAC, PDUAM, Amjonga  
Goalpara-783124

*[Signature]*  
Principal  
Pandit Deendayal Upadhyaya  
Adarsha Mahavidyalaya, Amjonga

## Photos of Class



Pandit Deendayal Upadhyaya  
 Adarsha Mahavidyalaya,  
 Amjonga

**PANDIT DEENDAYAL UPADHYAYA ADARSHA MAHAVIDYALAYA, AMJONGA**

P.O.: Amjonga, Dist.: Goalpara, ASSAM-783124

Website: www.pduamamjonga.ac.in

E mail: modelcollegeamjonga@gmail.com

CERTIFICATE COURSE ON ICT TOOLS  
 ORGANIZED BY DEPARTMENT OF PHYSICS

Topic: *OBIS - video creating software*

Date: *17/6/23*

SI No.	STUDENT NAME	CLASS	SIGNATURE
	<i>Bibhal Sarthak</i>		<i>Bibhal Sarthak</i>
	<i>Debarshi Narayan Baruah</i>		<i>Debarshi Na Baruah</i>
	<i>Jintanmoni Barua</i>		<i>Jintanmoni Barua</i>
	<i>Hiranjay Kumar Barua</i>		<i>Hiranjay Kumar Barua</i>
	<i>Nandita Das</i>		<i>Nandita Das</i>
	<i>Tushar Ray</i>		<i>Tushar Ray</i>
	<i>Elan Daimary</i>		<i>Elan Daimary</i>
	<i>Bhargav Rabha</i>		<i>Bhargav Rabha</i>
	<i>Chinmay Kalita</i>		<i>Chinmay Kalita</i>
	<i>Bhargav Rabha</i>		<i>Bhargav Rabha</i>
	<i>Jay Paul</i>		<i>J Paul</i>
	<i>Sushar Ray</i>		<i>Sushar Ray</i>

*[Signature]*

Hod, Department of Physics

*[Signature]*

Resource Person

*[Signature]*  
 Coordinator  
 IQAC, PDUAM, Amjonga  
 Goalpara-783124

*[Signature]*

Principal  
 Pandit Deendayal Upadhyaya  
 Adarsha Mahavidyalaya, Amjonga

## Photos of Class



## Question Paper of Assessment

**Paper: Certificate Course on ICT tools**

**Theory**


18  
20

**Name of the Students:** Joy Paul.

**Marks: 20** **Time: 30 minutes**

- To upload an image from device to Canva**
  - Click upload, click image.
  - Click element, click shape
  - Click projects
- Which button needs to click to present a presentation in Microsoft Power Point?**
  - Click Review
  - Click View
  - Click Slide Show
- How to insert an image from Google Drive to Google Slides?**
  - Click import
  - Click insert, Click drive
  - Click tools
- Can you insert an online video into a presentation?**
  - Yes
  - No
- Which one is an important virtual platform for video conferencing?**
  - Zoom
  - Zotero
  - Canva
  - Leap
- Which is not an option in class work while using classroom?**
  - Question
  - Materials
  - Assignment
  - Notice
- Before start our presentation in Google meet, we use the option**
  - Share
  - Edit
  - View
  - Insert
- To add student in Google classroom, we require**
  - Contact number of the student
  - E mail ID of the student
  - Location of the student
  - Identity proof of the student
- Which menu is used to access specific information (e.g., No of Female students) in Google sheets?**
  - View
  - Edit
  - Formula
  - Data
- OBS is a software for**
  - video recording
  - video gaming
  - image creating

  
Coordinator  
IQAC, PDJAM, Amjonga  
Goalpara-783124

  
Principal  
Pandit Deendayal Upadhyaya  
Adarsha Mahavidyalaya, Amjonga

**Paper: Certificate Course on ICT tools**

**Theory**

**Name of the Students:**

**Marks:20**

**Time: 30 minutes**

1. To upload an image from device to Canva
  - a. Click upload, click image.
  - b. Click element, click shape
  - c. Click projects
2. Which button needs to click to present a presentation in Microsoft Power Point?
  - a. Click Review
  - b. Click View
  - c. Click Slide Show
3. How to insert an image from Google Drive to Google Slides?
  - a. Click import
  - b. Click insert, Click drive
  - c. Click tools
4. Can you insert an online video into a presentation?
  - a. Yes
  - b. No
5. Which one is an important virtual platform for video conferencing?
  - a) Zoom      b) Zotero      c) Canva      d) Leap
6. Which is not an option in class work while using classroom?
  - a) Question      b) Materials      c) Assignment      d) Notice
7. Before start our presentation in Google meet, we use the option
  - a) Share      b) Edit      c) View      d) Insert
8. To add student in Google classroom, we require
  - a) Contact number of the student
  - b) E mail ID of the student
  - c) Location of the student
  - d) Identity proof of the student
9. Which menu is used to access specific information (e.g., No of Female students) in Google sheets?
  - (i) View      (ii) Edit      (iii) Formula      (iv) Data
10. OBS is a software for
  - (i) video recording (ii) video gaming (iii) image creating

## Marks Foil cum Grade Sheet

Pandit Deendayal Upadhyaya Adarsha Mahavidyalaya, Amjonga-783124, Goalpara, Assam

### MARKS FOIL-CETRIFICATE COURSE

Name of the Course: Thirty Hours Certificate Course on ICT Tools

Department: Physics

Duration of the Course: 15/06/2023 - 26/06/2023

Date of Assessment: 26/06/2023

Sl. No.	Name of the Student	Semester	Marks obtained (Full marks: 50)			Grade Obtained
			Theory	Practical	Total	
1	Khanjan Kr. Medhi	Second	16	21	37	B+
2	Joy Paul	Second	18	29	47	A+
3	Bhargav Rabha	Second	18	26	44	A
4	Elan Daimary	Fourth	16	27	43	A
5	Bishal Sarkar	Fourth	18	24	42	A
6	Nandita Das	Fourth	18	23	41	A
7	Jintumoni Nath	Fourth	18	28	46	A+
8	Debarshi Narayan Baruah	Sixth	20	28	48	A+
9	Tushar Roy	Sixth	16	22	38	B+
10	Dhiraj Kr. Rabha	Sixth	18	29	47	A+
11	Tushar Ray	Sixth	16	22	38	B+
12	Chinmoy Kalita	Sixth	16	27	43	A

*JKR*  
26/6/23

Course coordinator: Dr. Rupam Kalita, Head, Dept. of Physics, PDUAM, Amjonga

Signature with Date:

*JKR*  
Coordinator  
IQAC, PDUAM, Amjonga  
Goalpara-783124

*[Signature]*  
Principal  
Pandit Deendayal Upadhyaya  
Adarsha Mahavidyalaya, Amjonga

## Model Certificate



**পণ্ডিত দীনদয়াল উপাধ্যায় আদর্শ মহাবিদ্যালয়, আমজোঙ্গা**  
**PANDIT DEENDAYAL UPADHYAYA ADARSHA MAHAVIDYALAYA, AMJONGA**  
(Affiliated to Gauhati University)  
P.O. Amjonga, Dist. Goalpara, Assam

[modelcollegeamjonga@gmail.com](mailto:modelcollegeamjonga@gmail.com) [www.pduamamjonga.ac.in](http://www.pduamamjonga.ac.in)

**Thirty Hours Certificate Course**  
**on**  
**ICT TOOLS**

**Certificate of Participation**


*This is to certify that ...Khanjan Kr. Medhi..... a student of Department of ...Physics..... of ...2nd.... Semester/ Year, Pandit Deendayal Upadhyaya Adarsha Mahavidyalaya, Amjonga has actively participated in the Thirty Hours Certificate Course in "ICT Tools" from 15<sup>th</sup> June to 26<sup>th</sup> June, 2023, organized by Department of Physics, Pandit Deendayal Upadhyaya Adarsha Mahavidyalaya, Amjonga. He/She has secured the grade.....B+.....*

We wish him/her every success in life.

  
(Dr. Rupam Kalita)  
Course Coordinator  
PDUAM, Amjonga, Goalpara

  
(Dr. Nayajyoti Sarmah)  
Principal  
PDUAM, Amjonga, Goalpara

  
Coordinator  
IQAC, PDUAM, Amjonga  
Goalpara-783124


  
Principal  
Pandit Deendayal Upadhyaya  
Adarsha Mahavidyalaya, Amjonga



# Photos of Valedictory cum Certificate distribution Ceremony



  
Coordinator  
IQAC, PDUAM, Amjonga  
Goalpara-783124

  
Principal  
Pandit Deendayal Upadhyaya  
Adarsha Mahavidyalaya, Amjonga

# Certificate Course conducted by Department of Zoology



## **PANDIT DEENDAYAL UPADHYAYA ADARSHA MAHAVIDYALAYA, AMJONGA**



**Department of Zoology**

**30 HOURS CERTIFICATE COURSE**

**ON**

**SNAKE-BITE AND ITS MANAGEMENT**


**6<sup>TH</sup> APRIL, 2023 TO 29<sup>TH</sup> APRIL, 2023**

### **ABOUT THE COLLEGE**

The Government of Assam established Pandit Deendayal Upadhyaya Adarsha Mahavidyalaya at Amjonga in the district of Goalpara with financial support from the Rashtriya Uchchar Shiksha Abhiyan (RUSA). The institution bears the name of Pandit Deendayal Upadhyaya, a renowned sociologist, philosopher, and prominent thinker of the nation. With a clear focus on science education that is accessible and affordable to all segments of society, the government project to construct the college aimed to deliver higher education of a quality comparable to that offered in the greatest institutions in the nation. The foundation of the college was laid on 29<sup>th</sup> October, 2014 and through continuous efforts of the Department of Higher Education and the RUSA, the institution has finally been able to open the gate for the first batch of students from the academic year 2017-18.

The institution is located in the Goalpara district's Amjonga, a charming and mesmerising little village that is about 7 kilometres from Dudhnoi, the headquarters of the Rabha Hasong Autonomous Council. The infrastructure of the college is situated on a large campus that covers 25 bighas of land. With a well-stocked library, digital classrooms, modern laboratories that are conducive to teaching, learning, and research, along with residential facilities for college personnel and female students, the college's peaceful and verdant campus has the ideal ambiance. Although the college's infrastructure has not yet been finished, it is hoped that with the honest efforts of the relevant authorities, it would be finished soon. A vast array of highly skilled and committed teachers give their all to impart education while keeping an eye on the students' general development. The university currently provides a Higher Secondary course in the Science stream through the Assam Higher Secondary Education Council (AHSEC) and a Bachelor of Science (B.Sc.) programme through Gauhati University. In the upcoming years, the institution has a grand goal to provide many courses in skill development as well as postgraduate course.

  
Coordinator  
IOAC, PDUAM, Amjonga  
Goalpara-783124

  
Principal  
Pandit Deendayal Upadhyaya  
Adarsha Mahavidyalaya, Amjonga

## About the Course

This course is designed to provide comprehensive knowledge and skills related to snake-bite prevention, first-aid and treatment. It aims to equip the participants with the necessary tools to effectively manage snake-bite cases.

## Who can Join?

1. Under graduate students from Arts, Science and Commerce.
2. School teachers from Primary to Higher Secondary level.
3. Dropout students.

### Patron:

Dr. Navajyoti Sarmah, Principal, PDUAM, Amjonga.

### Course Co-ordinator:

Dr. Chandralekha Deka

Assistant Professor & HOD, Zoology, PDUAM, Amjonga.

### Course Joint Co-ordinators:

Dr. Mitali Chetia,

Assistant Professor, Zoology, PDUAM, Amjonga.


Bhabajyoti Das

Assistant Professor, Zoology, PDUAM, Amjonga.

## PROGRAMME

Day	Date	Time	Topic	Resource Person
Day 1	06.04.2023	1:00 PM to 2:00 PM	Inauguration	Dr. Chandralekha Deka
		2:00PM to 3:00 PM	Introduction	Bhabajyoti Das
Day 2	10.04.2023	1:00 PM to 2:00 PM	Epidemiology of Snake-bite	Dr. Mitali Chetia
		2:00PM to 3:00 PM	Classification of Snake-bite	Bhabajyoti Das
Day 3	11.04.2023	1:00 PM to 2:00 PM	Death from Snake-bite	Dr. Chandralekha Deka
		2:00PM to 3:00 PM	General signs and	Dr. Mitali Chetia

  
Coordinator  
IQAC, PDUAM, Amjonga  
Goolpara-783124

  
Principal  
Pandit Deendayal Upadhyaya  
Adarsha Mahavidyalaya, Amjonga

Day 4	12.04.2023	1:00 PM to 3:00 PM	symptoms Clinical tests, 20 Minute Whole Blood Clotting Test (20WBCT)	Bhabajyoti Das
Day 5	13.04.2023	1:00 PM to 2:00 PM	Management	Dr. Chandralekha Deka
		2:00PM to 3:00 PM	Management of Pain	Dr. Mitali Chetia
Day 6	14.04.2023	1:00 PM to 3:00 PM	Anti-snake Venom Serum (AVS) Treatment	Dr. Chandralekha Deka
Day 7	17.04.2023	1:00 PM to 3:00 PM	Management of Neurotoxicity	Bhabajyoti Das
Day 8	18.04.2023	1:00 PM to 3:00 PM	Management of Hemotoxicity	Dr. Mitali Chetia
Day 9	19.04.2023	1:00 PM to 3:00 PM	General Management (Antibiotics & Fluid)	Dr. Chandralekha Deka
Day 10	20.04.2023	1:00PM to 3:00 PM	Management of Adverse reactions to ASV	Bhabajyoti Das
Day 11	25.04.2023	1:00 PM to 3:00 PM	Revision	Dr. Chandralekha Deka
Day 12	26.04.2023	1:00 PM to 3:00 PM	Survey Work	NA
Day 13	27.04.2023	1:00 PM to 3:00 PM	Survey Work	NA
Day 14	28.04.2023	1:00 PM to 3:00 PM	Exam	Dr. Chandralekha Deka
Day 15	29.04.2023	1:00 PM to 3:00 PM	Certificate distribution and Valedictory ceremony	Dr. Chandralekha Deka Bhabajyoti Das


## SYLLABUS

### THEORY

TOTAL MARKS: 50

1. Introduction
2. Epidemiology of Snake-bite
3. Classification of Snake-bite
4. Death from Snake-bite
  - a. Contributing factors

  
 Coordinator  
 IQAC, PDUAM, Amjonga  
 Goalpara-783124

  
 Principal  
 Pandit Deendayal Upadhyaya  
 Adarsha Mahavidyalaya, Amjonga

b. Time between snake bite and death

5. Diagnosis and testing

a. Signs & symptoms of Snake bite

Bite Mark

General signs and symptoms of Viper envenomation (Hemotoxic)

General signs and symptoms of Neurotoxic envenomation

b. Late – onset envenomation

c. Clinical features of a compartmental syndrome

d. 20 Minute Whole Blood Clotting Test (20WBCT).

6. Management

a. Important don'ts

b. Patient Assessment

c. Management of Pain

d. Handling Tourniquets

e. Management of Swelling

f. Anti-snake Venom Serum (AVS) Treatment

Criteria for Administration of AVS

Doses and administration

Signs of recovery

Repeat doses of AVS

g. Management of Neurotoxicity

h. Management of Hemotoxicity

i. General Management (Antibiotics & Fluid)

j. Management of Adverse reactions to ASV

k. Discharge

l. Follow Up

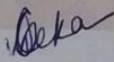
**PRACTICAL**


TOTAL MARKS: 50

1. Survey and Report Submission


**Topic:** On the Presence of Anti-venom in Health Centre and Hospitals of Neighbouring areas

2. Identification of Poisonous and Non-Poisonous Snakes\

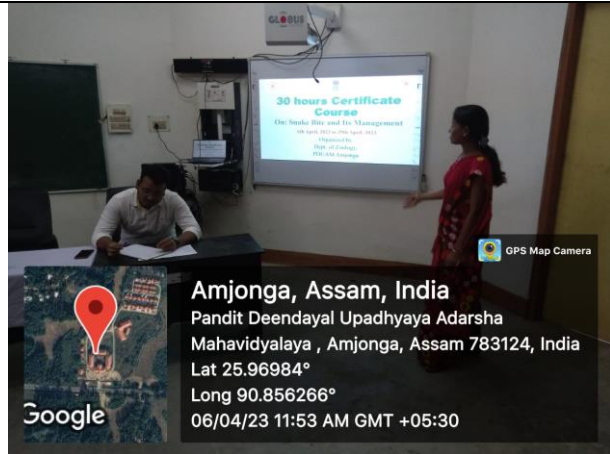
  
HOD, Assistant Professor  
Dept. of Zoology

  
Principal  
Pandit Deendayal Upadhyaya  
Adarsha Mahavidyalaya, Amjonga

  
Coordinator  
IQAC, PDUAM, Amjonga  
Gwalpara-783124

  
Principal  
Pandit Deendayal Upadhyaya  
Adarsha Mahavidyalaya, Amjonga

# Photos of Inauguration



# Attendance

**PANDIT DEENDAYAL UPADHYAYA ADARSHA MAHAVIDYALAYA, AMJONGA, ASSAM**  
ATTENDANCE SHEET

ACADEMIC SESSION 2022-23 COURSE Snake-Bite and 1st Management


DEPARTMENT Zoology

Sl No.	Name of Student	Roll No.	1	2	3	4	5	6	7	8	9	10	11	12	13	14	15	16	17	18	19	20	21	22	23	24	25	Signature of Students
01	Madhusmita Patgiri	01	P	P	P	P	P	P	P	P	P	P	P	P	P	P	P	P	P	P	P	P	P	P	P	P	Madhusmita Patgiri	
02	Gracy Rikshina N Anurgh	08	P	P	P	P	P	P	P	P	P	P	P	P	P	P	P	P	P	P	P	P	P	P	P	P	Gracy Rikshina N Anurgh	
03	Parijatmoni Kalita	13	P	P	P	P	P	P	P	P	P	P	P	P	P	P	P	P	P	P	P	P	P	P	P	P	Parijatmoni Kalita	
04	Gaurab Jyoti Rabha		P	P	P	P	P	P	P	P	P	P	P	P	P	P	P	P	P	P	P	P	P	P	P	P		
05	Kaushik Kor Nath	16	P	P	P	P	P	P	P	P	P	P	P	P	P	P	P	P	P	P	P	P	P	P	P	P	Kaushik Kor Nath	
06	Chandana Das	18	P	P	P	P	P	P	P	P	P	P	P	P	P	P	P	P	P	P	P	P	P	P	P	P	Chandana Das	
07	Kritanjali Rabha	19	P	P	P	P	P	P	P	P	P	P	P	P	P	P	P	P	P	P	P	P	P	P	P	P	Kritanjali Rabha	
08	Peacefully Sangma	20	P	P	P	P	P	P	P	P	P	P	P	P	P	P	P	P	P	P	P	P	P	P	P	P	Peacefully Sangma	
09	Pranavi Singh	36	P	P	P	P	P	P	P	P	P	P	P	P	P	P	P	P	P	P	P	P	P	P	P	P	Pranavi Singh	
10	Bibek Roy		P	P	P	P	P	P	P	P	P	P	P	P	P	P	P	P	P	P	P	P	P	P	P	P		
11	Anurmay Boro	01	P	P	P	P	P	P	P	P	P	P	P	P	P	P	P	P	P	P	P	P	P	P	P	P	Anurmay Boro	
12	Himankam Das	08	P	P	P	P	P	P	P	P	P	P	P	P	P	P	P	P	P	P	P	P	P	P	P	P	Himankam Das	
13	Kuladip Babha	09	P	P	P	P	P	P	P	P	P	P	P	P	P	P	P	P	P	P	P	P	P	P	P	P	Kuladip Babha	
14	Jannani Babha	11	P	P	P	P	P	P	P	P	P	P	P	P	P	P	P	P	P	P	P	P	P	P	P	P	Jannani Babha	
15	Pulbianga R Sangma	12	P	P	P	P	P	P	P	P	P	P	P	P	P	P	P	P	P	P	P	P	P	P	P	P	Pulbianga R Sangma	
16	Jsha HajorCary	15	P	P	P	P	P	P	P	P	P	P	P	P	P	P	P	P	P	P	P	P	P	P	P	P	Jsha HajorCary	
17	Gurushri Basumatary	18	P	P	P	P	P	P	P	P	P	P	P	P	P	P	P	P	P	P	P	P	P	P	P	P	Gurushri Basumatary	
18	Happyman Hadung	19	P	P	P	P	P	P	P	P	P	P	P	P	P	P	P	P	P	P	P	P	P	P	P	P	Happyman Hadung	
19	Pratiksmila Khakhatary		P	P	P	P	P	P	P	P	P	P	P	P	P	P	P	P	P	P	P	P	P	P	P	P		
20	Pranjali Basumatary	21	P	P	P	P	P	P	P	P	P	P	P	P	P	P	P	P	P	P	P	P	P	P	P	P	Pranjali Basumatary	
21	Dikanta B Basumatary	22	P	P	P	P	P	P	P	P	P	P	P	P	P	P	P	P	P	P	P	P	P	P	P	P	Dikanta B Basumatary	
22	Gayatri Babha	23	P	P	P	P	P	P	P	P	P	P	P	P	P	P	P	P	P	P	P	P	P	P	P	P	Gayatri Babha	
23	Nishita Sharma	25	P	P	P	P	P	P	P	P	P	P	P	P	P	P	P	P	P	P	P	P	P	P	P	P	Nishita Sharma	

Signature of HOD

Survey Work Exam Certificate distribution

  
**Coordinator**  
 IOAC, PDJAM, Amjonga  
 Goalpara-783124

  
**Principal**  
 Pandit Deendayal Upadhyaya  
 Adarsha Mahavidyalaya, Amjonga



PANDIT DEENDAYAL UPADHYAYA ADARSHA MAHAVIDYALAYA, AMJONGA, ASSAM  
ATTENDANCE SHEET



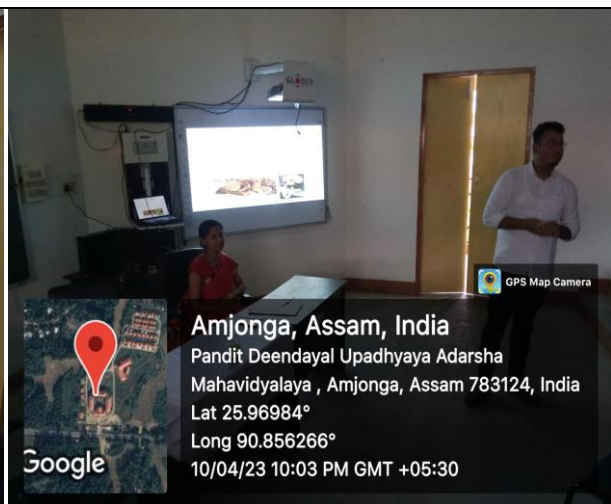
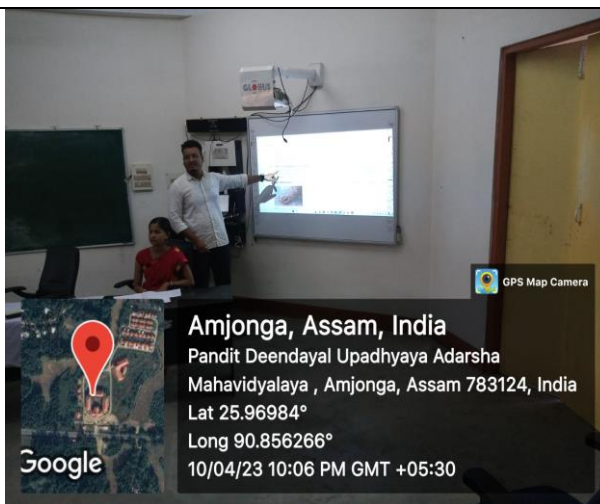
ACADEMIC SESSION 2022-23  
DEPARTMENT Zoology

COURSE Snake-Bite and Its Management

Sl No.	Name of Student	Roll No.	Date															Signature of Students		
			01	02	03	04	05	06	07	08	09	10	11	12	13	14	15			
24	Ripsong K. Sangma	27	P	P	P	P	P	P	P	P	P	P	P	P	P	P	P	P	P	Ripsong K Sangma
25	Bhujan Rabha	28	P	P	P	P	P	P	P	P	P	P	P	P	P	P	P	P	P	Bhujan Rabha
26	Jubasson Rabha		P	P	P	P	P	P	P	P	P	P	P	P	P	P	P	P	P	
27	Rakesh Saha	32	P	P	P	P	P	P	P	P	P	P	P	P	P	P	P	P	P	Rakesh Saha
28	Ranjana Das	62	P	P	P	P	P	P	P	P	P	P	P	P	P	P	P	P	P	Ranjana Das
29	Haliza Sangma		P	P	P	P	P	P	P	P	P	P	P	P	P	P	P	P	P	

Signature of HOD

### Photos of class



*[Signature]*  
Coordinator  
IOAC, PDUAM, Amjonga  
Goalpara-783124

*[Signature]*  
Principal  
Pandit Deendayal Upadhyaya  
Adarsha Mahavidyalaya, Amjonga

## Model Certificate



**পণ্ডিত দীনদয়াল উপাধ্যায় আদর্শ মহাবিদ্যালয়, আমজোঙ্গা**  
**PANDIT DEENDAYAL UPADHYAYA ADARSHA MAHAVIDYALAYA, AMJONGA**  
(Affiliated to Gauhati University)  
P.O. Amjonga, Dist. Goalpara, Assam

[modelcollegeamjonga@gmail.com](mailto:modelcollegeamjonga@gmail.com) [www.pduamamjonga.ac.in](http://www.pduamamjonga.ac.in)

**CERTIFICATE**  
of course completion

This is to certify that Mr./Ms. Pranjal Basumatary a student of Three Year Degree Course from the department of Zoology has successfully completed the Certificate Course on, "Snake-Bite and Its Management" held during the Academic Session 2022-23. He/She has secured the grade A+.

We wish him/her every success in life.

Sign of HOD, Zoology,  
PDUAM, Amjonga


Sign of Principal,  
PDUAM, Amjonga

## Question Paper of Assessment

Certificate course examination 2023  
Subject : Snake Bite and its management

Total Marks :50 Time : 1 Hour

(All 25 questions within the margin are compulsory)


Name: PRANJAL BASUMATARY 

Class Roll No: 23 GU Roll No: US-211-183-0039

Put Tick mark ( ✓ ) under the correct answer.

- Which of the following is the first step in managing a snake bite?  
a) Applying a tourniquet above the bite site b) Applying ice or cold packs to the bite area  
c)  Immobilizing the affected limb and keeping it below heart level d) Attempting to suck out the venom from the wound
- What is the recommended action if someone is bitten by a snake?  
a) Kill the snake and bring it for identification b)  Wash the bite area with soap and water  
c) Apply a constricting bandage tightly around the bite area d) Apply a warm compress to the bite area to increase blood flow
- Which of the following is not a symptom of a venomous snake bite?  
a) Swelling and redness around the bite area b)  Dizziness and blurred vision  
c) Rapid breathing and increased heart rate d) Profuse sweating and excessive salivation
- What is the most important information to provide emergency medical services about a snake bite?  
a) The color and pattern of the snake b) The time of the snake bite incident  
c) The number of snakes present in the area d)  The specific type of snake, if known
- Which of the following is not a recommended treatment for snake bites?  
a) Administering antivenom, if available b) Applying a pressure immobilization bandage  
c)  Using a stun gun to neutralize the venom d) Transporting the victim to a medical facility
- Snake venom primarily affects which body system?  
a) Respiratory system b)  Nervous system  
c) Digestive system d) Muscular system
- Which type of snakes are responsible for the majority of snakebite deaths worldwide?  
a)  Viper b) Cobras c) Coral snakes d) Rattlesnakes

  
Coordinator  
IQAC, PDUAM, Amjonga  
Goalpara-783124

  
Principal  
Pandit Deendayal Upadhyaya  
Adarsha Mahavidyalaya, Amjonga



Certificate course examination 2023

Subject : Snake Bite and its management

Total Marks :50

Time : 1 Hour

(All 25 questions within the margin are compulsory)


Name: PRANJAL BASUMATARY  
Class Roll No: 21 GU Roll No: US-211-183-0039

50  
50

Put Tick mark( ✓) under the correct answer.


- Which of the following is the first step in managing a snake bite?  
a) Applying a tourniquet above the bite site   b) Applying ice or cold packs to the bite area  
c) Immobilizing the affected limb and keeping it below heart level   d) Attempting to suck out the venom from the wound
- What is the recommended action if someone is bitten by a snake?  
a) Kill the snake and bring it for identification   b) Wash the bite area with soap and water  
c) Apply a constricting bandage tightly around the bite area   d) Apply a warm compress to the bite area to increase blood flow
- Which of the following is not a symptom of a venomous snake bite?  
a) Swelling and redness around the bite area   b) Dizziness and blurred vision  
c) Rapid breathing and increased heart rate   d) Profuse sweating and excessive salivation
- What is the most important information to provide emergency medical services about a snake bite?  
a) The color and pattern of the snake   b) The time of the snake bite incident  
c) The number of snakes present in the area   d) The specific type of snake, if known
- Which of the following is not a recommended treatment for snake bites?  
a) Administering antivenom, if available   b) Applying a pressure immobilization bandage  
c) Using a stun gun to neutralize the venom   d) Transporting the victim to a medical facility
- Snake venom primarily affects which body system?  
a) Respiratory system   b) Nervous system  
c) Digestive system   d) Muscular system
- Which type of snakes are responsible for the majority of snakebite deaths worldwide?  
a) Viper   b) Cobras   c) Coral snakes   d) Rattlesnakes

  
Coordinator  
IQAC, PDJAM, Amonga  
Goalpara-783124

  
Principal  
Pandit Deendayal Upadhyaya  
Adarsha Mahavidyalaya, Amonga

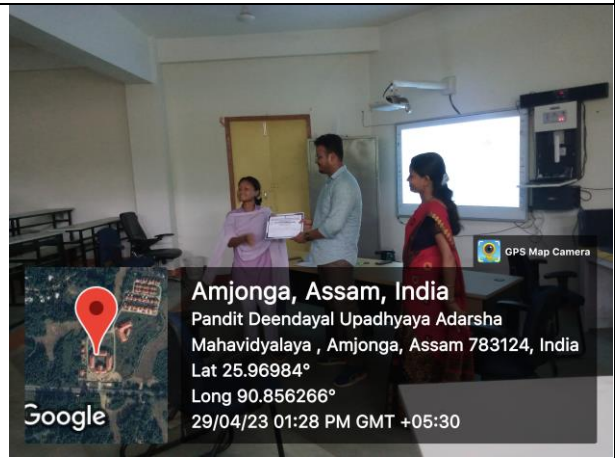
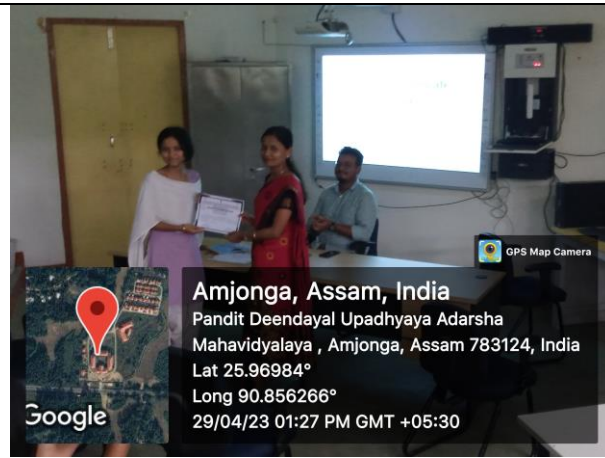
8. What should you do if someone is bitten by a snake?
- a) Apply a tourniquet above the bite site   b) Try to suck out the venom with your mouth  
c) Wash the bite area with soap and water   d) Apply ice directly to the wound
9. What is the recommended position for the bitten limb after a snake bite?
- a) Elevated above the heart   b) Below the heart  
c) Bent at a 90-degree angle   d) Depends on the type of snake
10. Which of the following is not a sign or symptom of a snakebite?
- a) Localized pain and swelling   b) ~~Profuse sweating~~  
c) Abnormal bleeding   d) Blue-colored urine
11. What is the most important action to take if someone is bitten by a venomous snake?
- a) Capture and kill the snake for identification   b) Apply a pressure immobilization bandage  
c) Administer anti venom immediately   d) Seek medical help as soon as possible
12. What should you do if you are unsure whether a snake is venomous or not?
- a) Try to catch the snake for identification   b) Assume it is venomous and take appropriate measures  
c) Approach the snake cautiously to get a better look   d) Wait for the snake to bite and observe the symptoms
13. Which snake is known for its triangular-shaped head and rattling tail?
- a) Coral snake   b) King cobra  
c) Eastern diamondback rattlesnake   d) Inland taipan
14. What is the purpose of using a pressure immobilization bandage for snakebites?
- a) To prevent the spread of venom in the lymphatic system   b) To decrease pain and swelling in the affected area  
c) To kill the venomous cells around the bite site   d) To increase blood circulation to the affected limb
15. What is the recommended time frame for receiving antivenom after a snake bite?
- a) Within 30 minutes of the bite   b) Within 1 hour of the bite  
c) Within 24 hours of the bite   d) Within 48 hours of the bite
16. What is the most common type of venomous snake found in North America?
- a) Copperhead   b) Rattlesnake   c) Coral snake   d) Water moccasin

  
Coordinator  
IQAC, PDJAM, Amjonga  
Gaalpara-783124


  
Principal  
Pandit Deendayal Upadhyaya  
Adarsha Mahavidyalaya, Amjonga

17. Which of the following snake venom types affects blood clotting?  
a) Neurotoxic b) Hemotoxic c) Cytotoxic d) Cardiotoxic
18. What should be the immediate action after a snake bite?  
a) Apply a tourniquet above the bite area. b) Apply ice to the bite area.  
c) Immobilize the bitten limb and keep it below heart level. d) Suck out the venom using a suction device.
19. What is the most effective method of snakebite prevention?  
a) Using snake repellents b) Wearing long pants and boots while walking in snake-prone areas  
c) Carrying a snakebite kit at all times d) Keeping a safe distance from snakes and avoiding provoking them
20. Which snakebite symptom is associated with neurotoxic venom?  
a) Swelling and discoloration at the bite site b) Local pain and tissue damage  
c) Numbness and tingling d) Profuse bleeding
21. What is the recommended first aid treatment for snake bites?  
a) Applying a tight bandage around the bite area b) Applying heat to the bite area  
c) Cutting the bite area and sucking out the venom d) Cleaning the wound with soap and water
22. What should you do if you encounter a snake?  
a) Try to kill it with a stick or any other object. b) Immediately run away from it as fast as possible.  
c) Stay still and calm, giving the snake an opportunity to retreat. d) Shout and make loud noises to scare the snake away.
23. What is the recommended method for transporting a snakebite victim to the hospital?  
a) By car, while keeping the bitten limb elevated b) By helicopter, to minimize travel time  
c) By foot, to avoid any additional movement d) By any means available, as long as it is quick and safe
24. Which snakebite treatment involves the administration of specific antivenom?  
a) Immobilization and elevation of the bitten limb b) Application of ice packs to the bite area  
c) Oral administration of painkillers d) Intravenous administration of antivenom
25. How can you identify a venomous snake?  
a) By the color of its skin b) By the shape of its head and eyes  
c) By its size and length d) By the sound it makes when threatened

## Photos of Valedictory cum Certificate Distribution Ceremony



  
Coordinator  
IQAC, PDUAM, Amjonga  
Goalpara-783124

  
Principal  
Pandit Deendayal Upadhyaya  
Adarsha Mahavidyalaya, Amjonga

# Certificate Course conducted by Department of Assamese



CERTIFICATE COURSE DEPARTMENT OF ASSAMESE  
PROGRAM NAME : ASSAMESE D.T.P.  
DURATION : 30 HOUR'S

DATED : 13<sup>TH</sup> JUN 2023 To 27<sup>TH</sup> JUN 2023

## • Introduction

Desktop Publishing (DTP) is the creation of documents using Page Layout software on a personal computer. It was first used almost exclusively for print publication but now it also assists in the creation of various forms of online content. DTP software can generate layout and produce typographic quality text. Now a days We may have seen various advertisements in newspaper, holding boards, glow sign, handouts even in TV and cinemas also. Everyone wants to promote their services or products in an effective manner. Sometimes information in the form of booklets, handbooks, prospectus etc. are also needed for better understanding and delivery of services. A person with good knowledge of designing such articles is very much in demand, especially by the advertising and publishing industry.

## • Objective:

The objective of the course is to provide the participants understanding of the techniques essential to build their career in desktop publishing using suitable hardware and software tools. This course offers a specific range of topics of immediate relevance to industry and makes the participants exactly suitable for the Assamese DTP Industry.

## • Syllabus of Course :

Unit 1: Introduction to DTP

- Concept, functions and usages of DTP.
- Importance of DTP in advertising and publishing Industry.
- Basic concept of Software Support Adobe pagemaker, Photoshop, Corel Draw, MS Word, Excel, Facebook, Twitter, Google, Email etc.


Unit 2 : Assamese DTP as a documents creating tool.

- Types of Assamese DTP software:  
Rodali, Akruti, Jahnabi, Ramdhenu etc.
- Concept of RAMDHENU PLUS as a easy Assamese DTP software.
- Different kinds of Assamese UNICODE font Geetanjali, Chetna, Lohit, Rachita, Vidyasagar etc.

Unit 3 : Application of Ramdhenu plus software.

- Uses of Ramdhenu Keyboard in Assamese Phonetic, Assamese Linguistic, Assamese Unicode etc.
- How to create a new document using Ramdhenu Plus.
- Create Documents and Templates, add text into documents using various methods, and apply different formatting styles to characters and paragraphs.

  
Coordinator  
IQAC, PDUAM, Amjonga  
Goalpara-783124


  
Principal  
Pandit Deendayal Upadhyaya  
Adarsha Mahavidyalaya, Amjonga

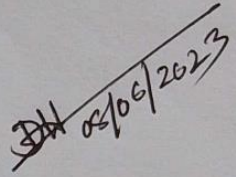
- Examination/Internal Assessment/project/Assignment would be done internally.

- **Assessment:**

Assessment will be made based on a practical test of 10 marks. And Home Assignment 20 marks and last day collected Course Feedback from the Participant's.

- **Capacity:** The intake capacity is of 20 students.

  
Principal  
Pandit Deendayal Upadhyaya  
Adarsha Mahavidyalaya, Amjonga

  
HOD  
Assamese Department  
PDUAM, Amjonga.

## Inauguration

### Assamese Department


Page No. \_\_\_\_\_  
Date \_\_\_\_\_

Page No. \_\_\_\_\_  
Date 13/06/2023


গোষ্ঠী: ১৬ জুন ২০২৩ তারিখ সুবিমল্য দিনে  
২২ জুন ২০২৩ তারিখ অধ্যাপক/সহ অধ্যাপক  
গোষ্ঠী/সহ অধ্যাপক/সহ অধ্যাপক/সহ অধ্যাপক  
গোষ্ঠী/সহ অধ্যাপক/সহ অধ্যাপক/সহ অধ্যাপক  
২২। উক্ত গোষ্ঠী/সহ অধ্যাপক/সহ অধ্যাপক  
"অসমীয়া ডি.ই.সি." গোষ্ঠী/সহ অধ্যাপক  
অসমীয়া ডি.ই.সি. অধ্যাপক/সহ অধ্যাপক  
উক্ত অধ্যাপক/সহ অধ্যাপক/সহ অধ্যাপক  
অধ্যাপক/সহ অধ্যাপক/সহ অধ্যাপক

২. স্বাক্ষর

- 1/ Shiba Sutradhar
- 2/ Dharmenwar Tarang
- 3/ Bhabyoti Das
- 4/ Anjeet Ratha
- 5/ Ishanita Sharma
6. Jagajit Ratha
7. বাক্যনি আলোকদাৰ
8. বাহন বড়া

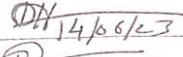
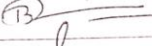
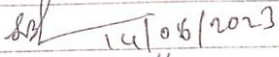


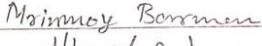
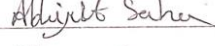
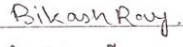

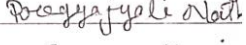
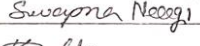
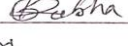

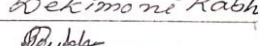

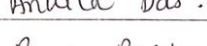
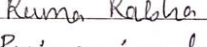
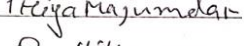
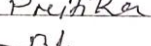


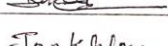

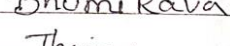
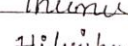
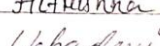



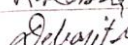


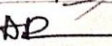

  
Prof.  
Prof.  
Prof.  
Prof.  
Prof.

  
Coordinator  
IOAC, PDUAM, Amjonga  
Gualpara-783124


  
Principal  
Pandit Deendayal Upadhyaya  
Adarsha Mahavidyalaya, Amjonga

# Assamese Department

Page No. \_\_\_\_\_  
Date 13/06/2023

Name	Signature
1. Dibendu Handique	
2. Dr. Binika Das.	
3. Monij Nhyan.	
4. Gowau Dutta	
5. Bisal Rabha	
6. Minmay Barman	
7. Abhijit Saha	
8. Bikash Ray.	
9. Asim Ch Rabha	
10. Pragya jyoti Nath	
11. Swapna Neogi	
12. Kanesh Rabha	
13. Monum Rabha	
14. Dekimoni Rabha	
15. Priyanka Barchung	
16. Ankita Das.	
17. Ruma Rabha	
18. Priya Majumdar	
19. Pritika Chakrabarty	
20. Bhanita Kalita.	
21. Hriday Rabha	
22. Somak jyoti Rabha	
23. Jonmani Khakhalary	
24. Bhumitaci Rabha	
25. Thumoni Tulsary	
26. Hitishna Khakhalary	
27. Ushadevi Daimary	
28. Elan Daimary	
29. Jintamani Nath	
30. Rahul Rabha	
31. Debasit Nath	
32. Nandita Das	
33. Bisal Barok	
34. Anuram Patgini	

  
Coordinator  
IOAC, PDJAM, Amonga  
Goalpara-783124

  
Principal  
Pandit Deendayal Upadhyaya  
Adarsha Mahavidyalaya, Amonga

# Attendance Sheet




DEPARTMENT OF ASSAMESE  
PANDIT DEENDAYAL UPADHYAYA ADARSHA MAHAVIDYALAYA  
Amjonga, P.O: Amjonga, Dist.: Goalpara, Assam-783124.  
Website: [www.pduamamjonga.ac.in](http://www.pduamamjonga.ac.in)

Thirty Hours Certificate Course on Assamese D.T.P.


DAILY ATTENDANCE  
DATE: 13 /06/2023

Name of Resource Person: MR. SHIBA SUTADHAR

SL. NO	NAME OF THE PARTICIPANT	SIGNATURE
1	Amarjeet Rabha	Amarjeet rabha
2	Anupam Patgiri	Anupam Patgiri
3	Arpan Mandal	Arpan Mandal
4	Bhanita Brhama	Bhanita Brhama
5	Jagajit Rabha	Jagajit Rabha
6	Leena Rabha	Leena Rabha
7	Rashimani Talukdar	Rashimani Talukdar
8	Rahul Rabha	Rahul Rabha
9	Ritumani Banikya	
10	Rufika Sultana	Rufika Sultana
11	Rupam Ray	Rupam Ray
12	Sumi Rabha	Sumi Rabha
13	Thakur Nath	Thakur Nath
14	Udjal Rabha	Udjal rabha

  
13/06/23  
Signature of Course Coordinator

  
Coordinator  
IOAC, PDUAM, Amjonga  
Goalpara-783124

  
Principal  
Pandit Deendayal Upadhyaya  
Adarsha Mahavidyalaya, Amjonga



## Photos of Class



## Question Paper of Home Assignment

৩০ ঘণ্টীয়া চাৰ্টিফিকেট পাঠ্যক্রম পূৰণৰ  
বাবে প্ৰস্তুত কৰিবলগীয়া গৃহ কৰ্মৰ বিষয়।

অসমীয়া বিভাগ

চাৰ্টিফিকেট পাঠ্যক্রমৰ বিষয় : অসমীয়া ডি.  
টি. পি.

ক. গৃহকৰ্মৰ বিষয় (নিম্নলিখিত এটা প্ৰশ্নৰ উত্তৰ কৰা) 20

১/ অসমীয়া ভাষাৰ বিভিন্ন ছফটৱেৰসমূহৰ ব্যৱহাৰ আৰু প্ৰয়োগ  
সম্পৰ্কে আলোচনা কৰা।

২/ কম্পিউটাৰৰ ব্যৱহাৰ আৰু অংশসমূহৰ সন্দৰ্ভত এটা টোকা  
লিখা।

৩/ মুদ্ৰণ বা অসমীয়া মুদ্ৰণৰ চমু ইতিহাস আগবঢ়োৱা।

৪/ কম্পিউটাৰত অসমীয়া ভাষাৰ কেনেদৰে ব্যৱস্থা বা ছেটিং  
কৰিব লাগে আলোচনা কৰা।

৫/ কম্পিউটাৰত 'অসমীয়া মুদ্ৰণ' কেনেদৰে কৰা হয়? আলোচনা  
কৰা।

৬/ কম্পিউটাৰত অসমীয়া মুদ্ৰণ কৰাৰ ব্যৱস্থাকেইটা ছাবি বা  
কোড সহ ব্যাখ্যা কৰা।

*Dilendra Handique*

Head of Department  
English, Amjonga

*RKM*  
Coordinator  
IQAC, PDUAM, Amjonga  
Goalpara-783124

*Pandit Deendayal Upadhyaya*  
Principal  
Pandit Deendayal Upadhyaya  
Adarsha Mahavidyalaya, Amjonga

# Assessment Procedure



DEPARTMENT OF ASSAMESE  
PANDIT DEENDAYAL UPADHYAYA ADARSHA MAHAVIDYALAYA  
Amjonga, P.O: Amjonga, Dist.: Goalpara, Assam-783124.  
Website: [www.pduamamjonga.ac.in](http://www.pduamamjonga.ac.in)

Thirty Hours Certificate Course  
Course code: ASS-CC-01 ; ASSAMESE D.T.P.  
DEPARTMENT OF ASSAMESE  
SESSION : 2022-2023

## OUR CERTIFICATE COURSE GRADING SYSTEM

SL. NO	Percentage	Grade	Remarks
1	100-80	O	Outstanding
2	79-70	A+	Excellent
3	69-65	B+	Very Good
4	64-60	B	Above Average
5	59-55	C+	Average
6	54-45	C	Pass
7	45- Below	F	Fail
8	AB		Absent

*Binita Das*  
Signature of Course Coordinator

Date:

*Sibendu Handique*  
Signature of HOD  
Dept of Assamese  
PDUAM, Amjonga

*AKM*  
Coordinator  
IOAC, PDUAM, Amjonga  
Goalpara-783124

*[Signature]*  
Principal  
Pandit Deendayal Upadhyaya  
Adarsha Mahavidyalaya, Amjonga

## Model Certificate

  
**পণ্ডিত দীনদয়াল উপাধ্যায় আদর্শ মহাবিদ্যালয়, আমজোঙ্গা**  
**PANDIT DEENDAYAL UPADHYAYA ADARSHA MAHAVIDYALAYA, AMJONGA**  
(Affiliated to Gauhati University)  
P.O. Amjonga, Dist. Goalpara, Assam

[modelcollegeamjonga@gmail.com](mailto:modelcollegeamjonga@gmail.com)    [www.pduamamjonga.ac.in](http://www.pduamamjonga.ac.in)

**Thirty Hours Certificate Course**  
**on**  
**ASSAMESE D.T.P.**  
**Certificate of Participation**

*This is to certify that RI TUMONI BANIKYA ..... a student of Department of Com. Sc. of 5<sup>th</sup> Semester/Year, Pandit Deendayal Upadhyaya Adarsha Mahavidyalaya, Amjonga has actively participated in the Thirty Hours Certificate Course on "Assamese D.T.P." from 13<sup>th</sup> June to 27<sup>th</sup> June, 2023, organized by Department of Assamese, Pandit Deendayal Upadhyaya Adarsha Mahavidyalaya, Amjonga. He/She has secured the grade..... A+.....*


*We wish him/her every success in life.*

 (Dr. Binita Das) Asstt. Course Coordinator PDUAM, Amjonga, Goalpara	 (Mr. Dibendu Handique) HoD & Course Coordinator PDUAM, Amjonga, Goalpara	 (Dr. Navajyoti Sarmah) Principal PDUAM, Amjonga, Goalpara
--	--	---

## Photos of Valedictory cum Certificate Distribution Ceremony



  
Coordinator  
IOAC, PDUAM, Amjonga  
Goalpara-783124

  
Principal  
Pandit Deendayal Upadhyaya  
Adarsha Mahavidyalaya, Amjonga

## Certificate Course conducted by Department of Botany




পণ্ডিত দীনদয়াল উপাধ্যায় আদর্শ মহাবিদ্যালয়, আমজোঙ্গা  
PANDIT DEENDAYAL UPADHAYAYA ADARSHA MAHAVIDYALAYA  
AMJONGA

THIRTY (30) HOURS CERTIFICATE COURSE  
on  
NURSERY, GARDENING AND ENTREPRENEURSHIP

Organised  
By  
DEPARTMENT OF BOTANY, PDUAM, AMJONGA

Date: 20<sup>th</sup> June-26 June, 2023

  
Coordinator  
IQAC, PDUAM, Amjonga  
Gualpara-783124

  
Principal  
Pandit Deendayal Upadhyaya  
Adarsha Mahavidyalaya, Amjonga

পঞ্জিত দীনদয়াল উপাধ্যায় আদর্শ মহাবিদ্যালয়, আমজোঙ্গা  
PANDIT DEENDAYAL UPADHAYAYA ADARSHA MAHAVIDYALAYA  
AMJONGA


THIRTY (30) HOURS CERTIFICATE COURSE  
on

NURSERY, GARDENING AND ENTREPRENEURSHIP

Course structure

1. Introduction
2. Objectives
3. Course member structure
4. Programme
5. Syllabus
6. Duration of course
7. Signature of participants
8. Adopted Teaching methods
9. Course outcome
10. Assessment of the course
11. Model certificate
12. photos

  
Coordinator  
IQAC, PDUAM, Amjonga  
Gosalpara-783124

  
Principal  
Pandit Deendayal Upadhyaya  
Adarsha Mahavidyalaya, Amjonga

## INTRODUCTION

Nursery and gardening have evolved as new branches of science in recent years, providing jobs and contributing to the economy by selling plants and gardening equipment to the general public. This course provides the skills and information required for nursery and gardening, as well as their earning potential. Resource persons will provide both lectures and demonstrations, and students will be able to learn skills by using typical nursery tools, materials, and equipment. The course also addresses the local scope of Nursery and Gardening in small scale entrepreneurship.

## OBJECTIVES

The Value-Added Education Courses aim to provide additional learner centric graded skill oriented technical training, with the primary objective of improving the employability skills of students.

The main objectives of the program are:

1. Familiarization with the theories and methods of plant propagation and nursery management.
2. To offer fundamental knowledge and abilities in economically viable plant propagation methods such as seed, cuttings, budding and grafting, separation, division, layering, and micro-propagation.
3. To teach fundamental knowledge of nursery tools, equipment, and growing structures utilized in plant production.
4. To show students the potential of gardening and nursery work in small-scale business.

## Course member structure

Patron: Principal, PDUAM, Amjonga

Course co-ordinator:

Mr. Debajit Rabha, Deptt. Of Botany, PDUAM, Amjonga

Joint Co-ordinators:


1. Dr. Insan Ara Rahman, Deptt. of Botany, PDUAM, Amjonga
2. Dr. Sangeeta Deka, Deptt. of Botany, PDUAM, Amjonga
3. Ms. Sabnoor Yeasrin Jyoti, Deptt. of Botany, PDUAM, Amjonga

Resource persons:

1. Chenaisri Basumatary, Agri-Horticultural Entrepreneur, Rangjuli, Goalpara, Assam
2. Benjamin Kaman, Assistant Chief Technical Officer, KVK, Goalpara, Assam
3. Mr. Debajit Rabha, Assistant Professor, Deptt. Of Botany, PDUAM, Amjonga
4. Dr. Insan Ara Rahman, Assistant Professor, Deptt. of Botany, PDUAM, Amjonga
5. Dr. Sangeeta Deka, Assistant Professor, Deptt. of Botany, PDUAM, Amjonga
6. Ms. Sabnoor Yeasrin Jyoti, Assistant Professor, Deptt. of Botany, PDUAM, Amjonga



Coordinator  
IQAC, PDUAM, Amjonga  
Goalpara-783124



Principal  
Pandit Deendayal Upadhyaya  
Adarsha Mahavidyalaya, Amjonga


Day	Date & Day	Topic, Activity & Resource Person	
		Session-I (9:00 AM-12:00 noon)	Session-II (12:30 PM--3:30 PM)
1	20-06-2023 (Tuesday)	Inaugural Function & Introduction to Nursery (Mr. Debajit Rabha, Dept. of Botany, PDUAM, Amjonga)	Introduction to Landscape Gardening (Dr. Sangeeta Deka, Dept. of Botany, PDUAM, Amjonga & Gardening Activity (DR & SD)
2	21-06-2023 (Wednesday)	Plant propagation-methods & classification (Dr. Insan Ara Rahman, Dept. of Botany, PDUAM, Amjonga) & Hands-on activity in grafting, cutting and layering (IAR & DR)	Study of tools in nursery operation (Ms. Sabnoor Yeasin Jyoti, Dept. of Botany, PDUAM, Amjonga) & Preparation of Nursery Bed (SD & SYJ)
3	22-06-2023 (Thursday)	Integrated Pest Management (IPM) (Dr. Insan Ara Rahman, Dept. of Botany, PDUAM, Amjonga) & Display and demonstration of Disease albums & bottle specimen (IAR & SYJ)	Plant growth regulators (PGR) & Sowing of seeds in the nursery beds (SD & DR)
4	23-06-2023 (Friday)	Seminar on "Emerging trends in Horticultural entrepreneurship"  Resource person: Mr. Chenaisri Basumatary Agri-horticultural Entrepreneur	Nursery management & marketing (Dr. Sangeeta Deka, Dept. of Botany, PDUAM, Amjonga & Patent & IPR (Mr. Debajit Rabha, Dept. of Botany, PDUAM, Amjonga)
5	24-06-2023 (Saturday)	Use of Plastics in Agriculture  Resource person: Er. Benjamin Kaman, KVK, Goalpara	Visit to a local & social forestry nursery (SD & DR)
6	26-06-2023 (Monday)	Assessment and Evaluation	Valedictory Session

#### COURSE MODULE

Course Code: BOT-CC-2023-0001

Syllabus	Duration (hours)
Unit I : Introduction to Nursery  Definition, objectives and scope, types of nurseries, infrastructural facilities, layout and basic components.	3
Unit II : Introduction to landscape gardening  Definition, objectives and scope, types of gardening, park and its components, computer application in landscaping, Gardening operations: soil layering, manuring, weeding, irrigation, pest control.	3
Unit III : Vegetative propagation Methods -Cutting, layering , grafting; Classification	3
Unit IV : Tools and techniques in nursery operation Nursery beds, growing media, tools and implements, containers for plant nursery	3
Unit V : Pest Management and Control Measures Common pests, pesticides, chemical and biological control of pesticides	3
Unit VI: Nursery management & marketing Nursery development, pricing and record maintenance, Patent and intellectual property right (IPR)	3

  
Coordinator  
IQAC, PDUAM, Amjonga  
Goalpara-783124

  
Principal  
Pandit Deendayal Upadhyaya  
Adarsha Mahavidyalaya, Amjonga

Unit VII: Use of Plastics in Agriculture and modern technologies  
Polyhouse, mist chamber, greenhouse, net house, CAD in landscape designing

3


Unit VIII: Field visit to a local nursery

3

Unit IX: Gardening activity and demonstration  
Sowing, bed preparation, media preparation, vegetative propagation, weeding

6

  
Coordinator  
IQAC, PDUAM, Amjonga  
Gopalpara-783124

  
Principal  
Pandit Deendayal Upadhyaya  
Adarsha Mahavidyalaya, Amjonga



## Teaching Learning Methodologies

The teaching strategies for this course will combine a number of techniques, including demonstrations, fieldwork, group discussions, and illustrated lectures.

- Theory: lecture, discussion.
- Practical: demonstration, observation, fieldwork.

## COURSE OUTCOME:

After successful completion of the course the students will be able to:

1. Acquire knowledge regarding theory and practice of nursery and gardening.
2. Prepare nursery bed, manage the soil and plant nutrients and make compost.
3. To perform soil and plant nutrients management activities, make compost, use plastic in nurseries.
4. To gather knowledge about different gardens, carry out garden development activities, manage gardens and garden plants, propagate the plant.
5. Engage in activities aimed at advancing professionalism and communication, as well as entrepreneurship.

## Assessment and Evaluation

Examination


Mode: online

Marks: 50

Guideline of grade system

Range of marks (%)	Letter grade	Category
90-100	A+	Outstanding
80-90	A	Excellent
70-80	B+	Very good
60-70	B	Good
Below 60	C	Average


  
Coordinator  
IQAC, PDUAM, Amjonga  
Gwalpara-783124


  
Principal  
Pandit Deendayal Upadhyaya  
Adarsha Mahavidyalaya, Amjonga

DURATION OF THE COURSES: Total 30 hours (20 hours teaching and 10 hours practical)

Total Number of participants: 50

Total Number of successfully completed participants: 47

  
 HoD  
 DEPTT BOTANY  
 P.D.U.A.M., AMJONGA

  
 Principal  
 Pandit Deendayal Upadhyaya  
 Adarsha Mahavidyalaya, Amjonga


## Attendance

30 HOURS CERTIFICATE COURSE ON NURSERY, GARDENING AND ENTREPRENEURSHIP  
 ATTENDANCE SHEET  
 (20<sup>th</sup> June 2023-26<sup>th</sup> June 2023)

Sl No.	Name	Date											
		20-06-2023		21-06-2023		22-06-2023		23-06-2023		24-06-2023		26-06-2023	
		Ses-I	Ses-II	Ses-I	Ses-II	Ses-I	Ses-II	Ses-I	Ses-II	Ses-I	Ses-II	Ses-I	Ses-II
1.	Mansur Alam												
2.	Dilip K. Mohali												
3.	Jumli Daimarey												
4.	Kajne Rudra												
5.	Puja Patgini												
6.	Anamika Barman												
7.	Purnaraj Rabha	P.R	P.R	P.R	P.R	P.R	P.R	P.R	P.R	P.R	P.R	P.R	P.R
8.	Kalindra Rabha	K.R	K.R	K.R	K.R	K.R	K.R	K.R	K.R	K.R	K.R	K.R	K.R
9.	Parijatmoni Kalita	Parijat	Parijat	Parijat	Parijat	Parijat	Parijat	Parijat	Parijat	Parijat	Parijat	Parijat	Parijat
10.	Pranavi Singh	Pranavi	Pranavi	Pranavi	Pranavi	Pranavi	Pranavi	Pranavi	Pranavi	Pranavi	Pranavi	Pranavi	Pranavi
11.	Gracy Rikshini N. Borah	Gracy	Gracy	Gracy	Gracy	Gracy	Gracy	Gracy	Gracy	Gracy	Gracy	Gracy	Gracy
12.	Bhargya Rabha	Bhargya	Bhargya	Bhargya	Bhargya	Bhargya	Bhargya	Bhargya	Bhargya	Bhargya	Bhargya	Bhargya	Bhargya
13.	Babul Sarkar	B	B	B	B	B	B	B	B	B	B	B	B
14.	Anyan Rabha	A.R	A.R	A.R	A.R	A.R	A.R	A.R	A.R	A.R	A.R	A.R	A.R

SUNDAY  
(25-06-2023)

  
 Coordinator  
 IQAC, PDUAM, Amjonga  
 Gualpara-783124

  
 Principal  
 Pandit Deendayal Upadhyaya  
 Adarsha Mahavidyalaya, Amjonga

**30 HOURS CERTIFICATE COURSE ON NURSERY, GARDENING AND ENTREPRENEURSHIP**  
**ATTENDANCE SHEET**  
**(20<sup>th</sup> June 2023-26<sup>th</sup> June 2023)**

Sl No.	Name	Date												26-06-2023		
		20-06-2023		21-06-2023		22-06-2023		23-06-2023		24-06-2023		25-06-2023		26-06-2023	26-06-2023	
		Ses-I	Ses-II	Ses-I	Ses-II	Ses-I	Ses-II	Ses-I	Ses-II	Ses-I	Ses-II	Ses-I	Ses-II			
15	Nipon Jyoti Pathak	NP	NP	NP	NP	NP	NP	NP	NP	NP	NP	NP	NP	NP	NP	NP
16	Debjit Nath	JN	JN	JN	JN	JN	JN	JN	JN	JN	JN	JN	JN	JN	JN	JN
17	Poiksmita Khabhalay	PK	PK	PK	PK	PK	PK	PK	PK	PK	PK	PK	PK	PK	PK	PK
18	Saimul Basumaty	SB	SB	SB	SB	SB	SB	SB	SB	SB	SB	SB	SB	SB	SB	SB
19	Rahul Nath	RN	RN	RN	RN	RN	RN	RN	RN	RN	RN	RN	RN	RN	RN	RN
20	Milka Dev Nath	MD	MD	MD	MD	MD	MD	MD	MD	MD	MD	MD	MD	MD	MD	MD
21	Pranjal Basumaty	PB	PB	PB	PB	PB	PB	PB	PB	PB	PB	PB	PB	PB	PB	PB
22	Rashminika Nath	RN	RN	RN	RN	RN	RN	RN	RN	RN	RN	RN	RN	RN	RN	RN
23	Julianson Rabha	JR	JR	JR	JR	JR	JR	JR	JR	JR	JR	JR	JR	JR	JR	JR
24	Himansu Das	HD	HD	HD	HD	HD	HD	HD	HD	HD	HD	HD	HD	HD	HD	HD
25	Ripsang K. Sangma	RS	RS	RS	RS	RS	RS	RS	RS	RS	RS	RS	RS	RS	RS	RS
26	Udayan Barua	UB	UB	UB	UB	UB	UB	UB	UB	UB	UB	UB	UB	UB	UB	UB
27	Ranjana Das	RD	RD	RD	RD	RD	RD	RD	RD	RD	RD	RD	RD	RD	RD	RD
28	Kuladip Rabha	KR	KR	KR	KR	KR	KR	KR	KR	KR	KR	KR	KR	KR	KR	KR


SUNDAY  
(25-06-2023)

**30 HOURS CERTIFICATE COURSE ON NURSERY, GARDENING AND ENTREPRENEURSHIP**  
**ATTENDANCE SHEET**  
**(20<sup>th</sup> June 2023-26<sup>th</sup> June 2023)**

Sl No.	Name	Date												26-06-2023		
		20-06-2023		21-06-2023		22-06-2023		23-06-2023		24-06-2023		25-06-2023		26-06-2023	26-06-2023	
		Ses-I	Ses-II	Ses-I	Ses-II	Ses-I	Ses-II	Ses-I	Ses-II	Ses-I	Ses-II	Ses-I	Ses-II			
29	Gurushri Basumaty	GB	GB	GB	GB	GB	GB	GB	GB	GB	GB	GB	GB	GB	GB	GB
30	Dikshita B Basumaty	DB	DB	DB	DB	DB	DB	DB	DB	DB	DB	DB	DB	DB	DB	DB
31	Pulbiana R. Sangma	PS	PS	PS	PS	PS	PS	PS	PS	PS	PS	PS	PS	PS	PS	PS
32	Graptri Rabha	GR	GR	GR	GR	GR	GR	GR	GR	GR	GR	GR	GR	GR	GR	GR
33	Isha Hajwanary	IH	IH	IH	IH	IH	IH	IH	IH	IH	IH	IH	IH	IH	IH	IH
34	Janmani Rabha	JR	JR	JR	JR	JR	JR	JR	JR	JR	JR	JR	JR	JR	JR	JR
35	Madhusmita Patgiri	MP	MP	MP	MP	MP	MP	MP	MP	MP	MP	MP	MP	MP	MP	MP
36	Peacefully Sangma	PS	PS	PS	PS	PS	PS	PS	PS	PS	PS	PS	PS	PS	PS	PS
37	Akansha Roy	AR	AR	AR	AR	AR	AR	AR	AR	AR	AR	AR	AR	AR	AR	AR
38	Lakshmi Roy	LR	LR	LR	LR	LR	LR	LR	LR	LR	LR	LR	LR	LR	LR	LR
39	Kangshita Roy	KR	KR	KR	KR	KR	KR	KR	KR	KR	KR	KR	KR	KR	KR	KR
40	Meghna Patgiri	MP	MP	MP	MP	MP	MP	MP	MP	MP	MP	MP	MP	MP	MP	MP
41	Astha Rabha	AR	AR	AR	AR	AR	AR	AR	AR	AR	AR	AR	AR	AR	AR	AR
42	Chakrajit Nath	CN	CN	CN	CN	CN	CN	CN	CN	CN	CN	CN	CN	CN	CN	CN

SUNDAY  
(25-06-2023)

  
**Coordinator**  
 IOAC, PDJAM, Amjonga  
 Goalpara-783124


  
**Principal**  
 Pandit Deendayal Upadhyaya  
 Adarsha Mahavidyalaya, Amjonga



**AUTO GENERATED RESPONSE SHEET OF ASSESSMENT (Theory)**

Sl No.	Time stamp	Score	Email	Name
1.	6/26/2023 6:58:46	28 / 30	niponjyotipathak2@gmail.com	Nipon Jyoti Pathak
2.	6/26/2023 7:32:17	24 / 30	patigiripuja6@gmail.com	Puja Patgiri
3.	6/26/2023 8:29:46	24 / 30	diltumarak123@gmail.com	DIL TU R MARAK
4.	6/26/2023 8:44:15	26 / 30	rudrakajal043@gmail.com	Kajal Rudra
5.	6/26/2023 10:27:03	28 / 30	deepshikharabha890@gmail.com	Deepshikha Rabha
6.	6/26/2023 10:27:18	26 / 30	lukumoniroy37@gmail.com	Lukumoni roy
7.	6/26/2023 10:27:18	28 / 30	patgirimeghna@gmail.com	Meghna patgiri
8.	6/26/2023 10:27:21	28 / 30	tinarabha841@gmail.com	Tina Rabha
9.	6/26/2023 10:27:30	28 / 30	akansharoy003@gmail.com	Akansha Roy
10.	6/26/2023 10:29:59	26 / 30	ameykadokgremarak@gmail.com	Ameyka Marak
11.	6/26/2023 10:30:18	28 / 30	6138ankush@gmail.com	Ankush Das
12.	6/26/2023 10:30:22	28 / 30	subalpaul603@gmail.com	Subal paul
13.	6/26/2023 10:40:03	30 / 30	astrerabha7@gmail.com	Astre rabha
14.	6/26/2023 10:42:14	22 / 30	kalindrarabha37@gmail.com	Kalindra Rabha
15.	6/26/2023 10:43:34	30 / 30	miltonnathssg@gmail.com	Milton Nath
16.	6/26/2023 10:44:47	28 / 30	rabhapurnaraj@gmail.com	Purnaraj Rabha
17.	6/26/2023 10:44:52	30 / 30	tishasarkar819@gmail.com	TISHA SARKAR
18.	6/26/2023 10:44:54	30 / 30	barmananamika476@gmail.com	Anamika Barman
19.	6/26/2023 10:52:30	24 / 30	gracyareng@gmail.com	Gracy Riksime N Areng
20.	6/26/2023 10:54:22	24 / 30	chatrajitapple@gmail.com	Chatrajit Nath
21.	6/26/2023 10:58:34	24 / 30	rashmirekhanath75@gmail.com	Rashmirekha Nath
22.	6/26/2023 10:59:03	22 / 30	dikshita291@gmail.com	Dikshita B Basumatary
23.	6/26/2023 10:59:45	24 / 30	peacefullysangma398@gmail.com	Peacefully Sangma
24.	6/26/2023 11:04:23	26 / 30	ansumayborowww@gmail.com	Ansumay Boro
25.	6/26/2023 11:12:09	26 / 30	mansuralam9127@gmail.com	Mansur Alam
26.	6/26/2023 11:13:38	30 / 30	jiyakhakhlary@gmail.com	Pritismita khakhlary
27.	6/26/2023 11:17:17	26 / 30	mpatgiri03@gmail.com	Madhusmita Patgiri
28.	6/26/2023 11:17:48	28 / 30	gayatrirabha198@gmail.com	Gayatri Rabha
29.	6/26/2023 11:18:55	28 / 30	brahmamantu8@gmail.com	Nayan Jyoti Brahman
30.	6/26/2023 11:19:50	30 / 30	gusushri@gmail.com	Gusushri Basumatary
31.	6/26/2023 11:31:27	30 / 30	sumpiroy77890@gmail.com	KANGKITA ROY
32.	6/26/2023 11:33:18	28 / 30	pulbianasangma@gmail.com	Pulbiana R Sangma
33.	6/26/2023 11:36:23	14 / 30	bhargobkalita9@gmail.com	Bhargob kalita
34.	6/26/2023 11:45:03	30 / 30	riprang01@gmail.com	Riprang Sangma
35.	6/26/2023 11:51:53	28 / 30	singhpranavi742@gmail.com	Pranavi Singh
36.	6/26/2023 11:53:27	26 / 30	ishahajowary123@gmail.com	ISHA HAJOWARY
37.	6/26/2023 11:55:16	28 / 30	pb9077617@gmail.com	Pranjal Basumatary
38.	6/26/2023 12:02:34	22 / 30	rabhakuladip5@gmail.com	Kuladip Rabha
39.	6/26/2023 12:02:36	20 / 30	das944781@gmail.com	Ranjan das

  
**Coordinator**  
 IQAC, PDUJAM, Amjonga  
 Gualpara-783124


  
**Principal**  
 Pandit Deendayal Upadhyaya  
 Adarsha Mahavidyalaya, Amjonga

40.	6/26/2023 12:04:54	30 / 30	aryanrabha9@gmail.com	Aryan Rabha
41.	6/26/2023 12:05:17	30 / 30	Parijatkalita86@gmail.com	Parijatmoni kalita
42.	6/26/2023 12:11:49	30 / 30	jastinsangma10@gmail.com	Jastin Sangma
43.	6/26/2023 12:22:24	28 / 30	janmanirabha81@gmail.com	Janmani Rabha
44.	6/26/2023 12:29:19	26 / 30	bs4594065@gmail.com	Bishal Sarkar
45.	6/26/2023 12:58:56	30 / 30	nathrahul296@gmail.com	Rahul Nath
46.	6/26/2023 12:59:24	26 / 30	daimalubasumatary83@gmail.com	Daimalu Basumatary
47.	6/26/2023 13:14:24	26 / 30	chandanas1076@gmail.com	Chandana Das
48.	6/26/2023 13:15:14	20 / 30	jumuidaimary@gmail.com	Jumui Daimary
49.	6/26/2023 13:35:40	30 / 30	nathdebajit109@gmail.com	Debajit Nath

## Model Certificate



  
 Coordinator  
 IQAC, PDUAM, Amjonga  
 Goalpara-783124

  
 Principal  
 Pandit Deendayal Upadhyaya  
 Adarsha Mahavidyalaya, Amjonga


## Photos of Inauguration



## Photos of Class



  
Coordinator  
IQAC, PDUAM, Amjonga  
Goalpara-783124


  
Principal  
Pandit Deendayal Upadhyaya  
Adarsha Mahavidyalaya, Amjonga



## Photos of Valedictory cum Certificate Distribution Ceremony



  
**Coordinator**  
**IOAC, PDUAM, Amjonga**  
**Gaalpara-783124**

  
**Principal**  
**Pandit Deendayal Upadhyaya**  
**Adarsha Mahavidyalaya, Amjonga**



# Certificate Course conducted by Department of Chemistry

## Course Title: Certificate Course on Computer in Chemistry

Course Code: CHE-CC-1001

Course Duration: 30h

### Course Description:

This course provides students with the necessary knowledge and skills to utilize computer applications, particularly ChemDraw and Origin, for various chemistry-related tasks. Students will learn the basics of computer applications, including file management and data analysis using spreadsheets. They will also gain proficiency in using Chem Draw for molecular structure drawing and representation and Origin for data analysis, graphing, and visualization. Additionally, the course will cover presentation preparation, enabling students to create compelling scientific presentations using computer tools.

### Course Objectives:


By the end of the course, students will be able to:

- Demonstrate proficiency in basic computer applications and file management.
- Utilize ChemDraw software for drawing and representing molecular structures and reactions.
- Perform data analysis and visualization using Origin software.
- Create visually appealing graphs and figures using Origin.
- Prepare and deliver effective scientific presentations incorporating computer tools.

### Course Outline:

1. Introduction to Basic Computer Applications (4h)
  - Overview of computer hardware, software, and operating systems.
  - File management and organization techniques for efficient data handling.
  - Introduction to spreadsheet software for data analysis and calculations.
2. ChemDraw: Molecular Structure Drawing and Representation (4h)
  - Introduction to ChemDraw software and its applications in chemistry.
  - Drawing and editing molecular structures, including atoms, bonds, and functional groups.
  - Representing chemical reactions, reaction mechanisms, and reaction coordinate diagrams

  
Coordinator  
IQAC, PDUAM, Amonga  
Gopalpara-783124

  
Principal  
Pandit Deendayal Upadhyaya  
Adarsha Mahavidyalaya, Amjonga

3. Origin: Data Analysis and Visualization (4h)

- Introduction to Origin software for data analysis and graphing in chemistry.
- Importing and managing data sets in Origin.
- Performing statistical calculations, curve fitting, and regression analysis in Origin.

4. Graphing and Visualization in Origin (4h)

- Creating visually appealing graphs and figures in Origin for scientific presentations.
- Customizing graph properties, axes, labels, and annotations in Origin.
- Advanced graphing techniques, such as error bars, multiple datasets, and overlays.

5. Presentation Preparation (5h)

- Introduction to effective presentation techniques for scientific communication.
- Creating compelling presentation slides using presentation software (e.g., Microsoft PowerPoint).
- Incorporating ChemDraw and Origin visuals into scientific presentations.

6. Integration of ChemDraw, Origin, and Presentation Software (4h)


- Exporting and importing ChemDraw and Origin visuals into presentation software.
- Incorporating data analysis results, graphs, and molecular structures into presentations.
- Formatting and organizing presentation content for maximum impact.


7. Practice and Refinement of Presentation Skills (5h)

- Delivery and effective communication of scientific presentations.
- Peer feedback and constructive critique of presentation skills.
- Presentation rehearsal and refinement based on feedback.

**Assessment Methods:**


- Quizzes and Examinations
- Hands-on Computer Exercises
- Project Work and Assignments
- Presentation Evaluation
- Class Participation

  
Principal, PDUAM Amjonga

  
Course Co-ordinator

  
HoD, Chemistry

  
Coordinator  
IQAC, PDUAM, Amjonga  
Gopalpara-783124

  
Principal  
Pandit Deendayal Upadhyaya  
Adarsha Mahavidyalaya, Amjonga


Certificate Course on  
"Computer in Chemistry"

Page No. \_\_\_\_\_  
Date 15/09/2022






Organized by Dept. of Chemistry.

Day 1:

Resource Person:

Name	Topic	Signature
DR. KSHIROD SARMAH	BASIC COMPUTER PROGRAMMING	


Signature of faculty & staff present

1. Prerna Sasi 
2. Chandrakana Seta 
- 3.
4. Debajit Kalra 
5. Hasina Khatoon 
6. Dr. Chandrama Sarkar 
- 7.

Signature of Students:

1. Kapil Bajaj
2. Ankur Berman
3. Jyoti Prasad Das.
4. Madhumita Hazarika.
5. Babita Rabha
6. Bhawana Das.
7. Samu Sarkar
8. Rajmul Ahmed
9. Imranul Haque

  
Coordinator  
IOAC, PDJAM, Amjonga  
Gualpara-783124

  
Principal  
Pandit Deendayal Upadhyaya  
Adarsha Mahavidyalaya, Amjonga

## Photo of Inauguration




## Attendance Sheet


Signature of Students : (Date: 15/09/2022)

1. Kapil Bajaj
2. Ankur Berman
3. Jyoti Prasad Das.
4. Madhumita Hazarika .
5. Babita Rabha
6. Bhawana Das.
7. Sanu Sarkar
8. Rajmul Ahmed
9. Imrul Hoque
10. Rafika Sultana
11. Sumi Rabha
12. Thakur Nath
13. Leema Rabha

  
Coordinator  
IOAC, PDJAM, Amonga  
Goalpara-783124

  
Principal  
Pandit Deendayal Upadhyaya  
Adarsha Mahavidyalaya, Amonga

## Photos of Class



## Question Paper of Assessment

Name of Students	RAJMUL AHMED
Class	BS <sub>c</sub> 1ST YR
Roll No.	029
Signature of students	Rajmul Ahmed

Invigilator Signature  
*Prasanta Saha*  
 22/09/2022

$\frac{38}{40}$

Final questions  
 Course Name: Computer in Chemistry  
 Marks: 40  
 Duration: 1h

There are consist of 20 questions and each carries 2 marks. All questions are compulsory.

- Which of the following is not commonly used chemical drawing software?  
 a) ChemDraw  
 b) ChemSketch  
 c) MarvinSketch  
 d) Adobe Illustrator
- Which software is commonly used for molecular visualization and analysis?  
 a) AutoCAD  
 b) VMD  
 c) Gaussian  
 d) PyMOL
- Which programming language is commonly used for data analysis and visualization in chemistry?  
 a) FORTRAN  
 b) MATLAB  
 c) Swift  
 d) PHP
- Which software is commonly used for spectral analysis in chemistry?  
 a) Origin  
 b) Excel  
 c) PowerPoint  
 d) Word
- Which file format is commonly used to store molecular structures?  
 a) .txt  
 b) .csv  
 c) .pdb  
 d) .docx
- Which software is commonly used for chemoinformatics and drug discovery?  
 a) AutoCAD  
 b) ChemOffice  
 c) PyMOL  
 d) VMD

*RKM*  
 Coordinator  
 IQAC, PDUAM, Amjonga  
 Goalpara-783124

*Prasanta Saha*  
 Principal  
 Pandit Deendayal Upadhyaya  
 Adarsha Mahavidyalaya, Amjonga

7. Which programming language is commonly used for molecular modeling and simulation?

- a) Java
- b) Python
- c) C++
- d) Ruby

8. Which software is commonly used to perform molecular dynamics simulations?

- a) HyperChem
- b) SPSS
- c) RStudio
- d) Notepad

9. Which software is commonly used for quantum mechanical calculations in chemistry?

- a) Gaussian
- b) ChemDraw
- c) SPSS
- d) PyMOL

10. Which software is commonly used to analyze and process spectroscopic data?

- a) Origin
- b) Excel
- c) PowerPoint
- d) Word

11. Which programming language is commonly used for machine learning applications in chemistry?

- a) Java
- b) Python
- c) C#
- d) PHP

12. Which software is commonly used for molecular docking studies?

- a) AutoCAD
- b) Mathematica
- c) PyMOL
- d) AutoDock

13. Which software is commonly used for the visualization and analysis of crystal structures?

- a) AutoCAD
- b) VMD
- c) Gaussian
- d) Mercury

14. Which software is commonly used for chemometric analysis in chemistry?

- a) Origin
- b) ChemDraw
- c) MATLAB
- d) PowerPoint

15. Which programming language is commonly used for web development in chemistry?

- a) Java
- b) Python
- c) HTML
- d) Ruby

16. Which software is commonly used for chemical inventory management?

- a) ChemDraw
- b) ChemOffice
- c) PyMOL
- d) Biovia CISPro

17. Which software is commonly used for molecular mechanics calculations?

- a) AutoCAD
- b) ChemSketch
- c) HyperChem →
- d) VMD

18. Which programming language is commonly used for parallel computing in chemistry?

- a) Java
- b) Python
- c) CUDA
- d) PHP


19. Which software is commonly used for reaction mechanism visualization?

- a) AutoCAD
- b) ChemSketch
- c) ChemOffice
- d) PyMOL

20. Which software is commonly used for chemical data mining and analysis?

- a) ChemDraw
- b) ChemOffice
- c) KNIME
- d) MarvinSketch

  
Coordinator  
IQAC, PDJAM, Amjonga  
Gopalpara-783124

  
Principal  
Pandit Deendayal Upadhyaya  
Adarsha Mahavidyalaya, Amjonga

## Model Certificate

  
उच्चतर शिक्षा अभियान

 **CERTIFICATE OF COMPLETION**

This is to certify that

.....JYOTI PRASAD DAS.....(GRADE A).....


has successfully completed free certificate course on **Computer in Chemistry** organized by Department of Chemistry, Pandit Deendayal Upadhyaya Adarsha Mahavidyalaya, from 15/07/2022..... to 22/07/2022 (30%) at PDUAM, Amjonga. We convey our best wishes for his/her future.

 <b>Dr. Navajyoti Sarmah</b> Principal PDUAM, Amjonga	 <b>Dr. Prasanta Gogoi</b> Course Co-ordinator Dept. of Chemistry PDUAM, AMJONGA	 <b>Dr. Chandrama Sarkar</b> Course Joint Co-ordinator Dept. of Chemistry PDUAM, Amjonga
---	---	---

## Photos of Valedictory cum Certificate Distribution Ceremony



  
Coordinator  
IQAC, PDUAM, Amjonga  
Gopalpara-783124

  
Principal  
Pandit Deendayal Upadhyaya  
Adarsha Mahavidyalaya, Amjonga